



200 South Fourth Street
DeKalb, Illinois 60115
815.748.2000 • cityofdekalb.com

Reports and Statistics

May 2015

DeKalb Fire Department

700 Pine Street
DeKalb, Illinois 60115

815.748.8460 phone
815.748.8497 fax

www.cityofdekalb.com/DFD.htm
www.facebook.com/dekalbfire

**DeKalb Fire Department
May 2015 Overtime Comparison
to 2014**

May 2015

	<u>Hours</u>	<u>Average OT Rate</u>	<u>Average Dollars</u>
Acting Pay	270.25	\$ 3.071	\$ 829.96
Admin	-	\$ 45.650	\$ -
AM Person Needs	-	\$ 45.650	\$ -
Blizzard	-	\$ 45.650	\$ -
Early Arrival	14.50	\$ 54.077	\$ 784.11
EMS	-	\$ 45.650	\$ -
Fill In	337.50	\$ 45.650	\$ 15,406.74
Fire	-	\$ 45.650	\$ -
Fire Investigation	-	\$ 45.650	\$ -
Fire Prevention	-	\$ 45.650	\$ -
Haz Mat	30.50	\$ 45.650	\$ 1,392.31
Holdover	17.50	\$ 45.650	\$ 798.87
Pub Ed	12.00	\$ 45.650	\$ 547.80
Radio	-	\$ 45.650	\$ -
Recalls	94.00	\$ 45.650	\$ 4,291.06
Safety	-	\$ 45.650	\$ -
SCBA	2.00	\$ 45.650	\$ 91.30
Special Event	121.75	\$ 39.000	\$ 4,748.25
TRT	-	\$ 45.650	\$ -
Vehicles	18.50	\$ 45.650	\$ 844.52
Totals	918.50		\$ 29,734.92

May 2014

	<u>Hours</u>	<u>Dollars</u>	<u>Average Dollars</u>
Acting Pay	421.50	\$ 3.071	\$ 1,294.47
Admin	4.25	\$ 45.650	\$ 194.01
AM Personnel	-	\$ 45.650	\$ -
Early Arrival	15.00	\$ 45.650	\$ 684.74
EMS	8.00	\$ 54.077	\$ 432.61
Fill In	167.25	\$ 45.650	\$ 7,634.90
Fire	27.00	\$ 45.650	\$ 1,232.54
Fire Investigation	-	\$ 45.650	\$ -
Fire Prevention	2.00	\$ 45.650	\$ 91.30
Haz Mat	-	\$ 45.650	\$ -
Holdover	24.00	\$ 45.650	\$ 1,095.59
Pub Ed	-	\$ 45.650	\$ -
Radio	-	\$ 45.650	\$ -
Recalls	105.50	\$ 45.650	\$ 4,816.03
Safety	-	\$ 45.650	\$ -
SCBA	-	\$ 45.650	\$ -
Special Event	152.00	\$ 39.000	\$ 5,928.00
TRT	-	\$ 45.650	\$ -
Vehicles	-	\$ 45.650	\$ -
Totals	926.50		\$ 23,404.19

Using FY14 OT
Rate for Direct
Comparison of

**DeKalb Fire Department
May 2015 Time Off Comparison
to 2014**

May 2015

	<u>Hours</u>	<u>Average Hourly Rate</u>	<u>Average Dollars</u>
Admin Leave	0	30.4331	\$ -
Bereavement	0	30.4331	\$ -
Comp Used	0	30.4331	\$ -
Excused	108.00	30.4331	\$ 3,286.77
Illness - Family	129.00	30.4331	\$ 3,925.87
Illness - Self	86.00	30.4331	\$ 2,617.25
Illness - Long Term	-	30.4331	\$ -
Kelly Day	864.00	30.4331	\$ 26,294.20
Suspension	-	30.4331	\$ -
Light Duty	72.00	30.4331	\$ 2,191.18
Off Duty Injury	-	30.4331	\$ -
Unpaid Leave	-	30.4331	\$ -
Vacation	1,512.00	30.4331	\$ 46,014.85
Work Comp	<u>855.00</u>	30.4331	<u>\$ 26,020.30</u>
Totals	3,626.00		\$ 110,350.42

May 2014

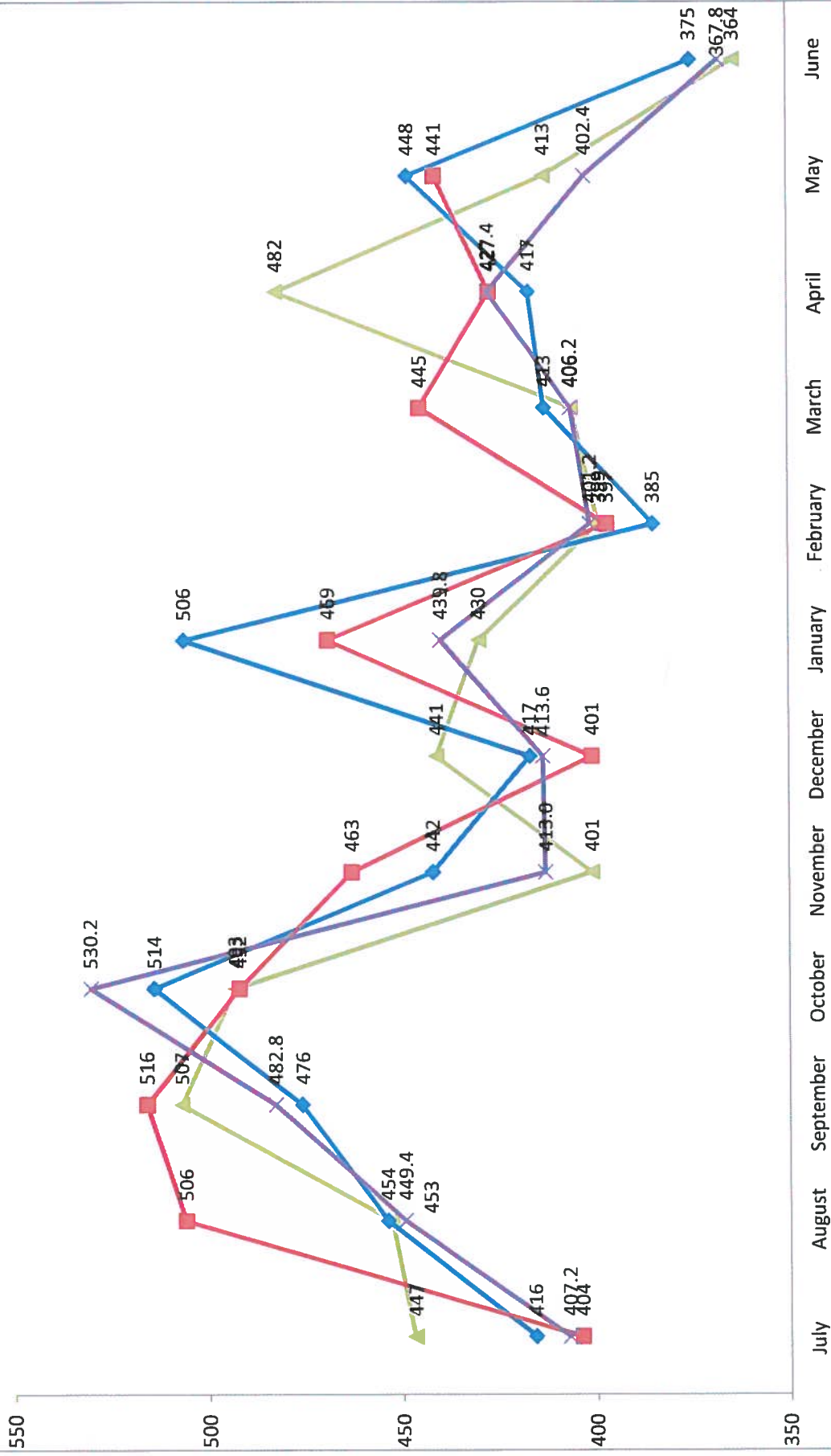
	<u>Hours</u>	<u>Using FY14 Hourly Rate for Direct Comparison of Dollars</u>	<u>Average Dollars</u>
Admin Leave	0	30.4331	0
Comp Used	0	30.4331	\$ -
Bereavement	24	30.4331	\$ 730.39
Comp Used	24	30.4331	\$ 730.39
Excused	72.00	30.4331	\$ 2,191.18
Illness - Family	56.50	30.4331	\$ 1,719.47
Illness - Self	144.00	30.4331	\$ 4,382.37
Kelly Day	1,008.00	30.4331	\$ 30,676.56
Light Duty	146.00	30.4331	\$ 4,443.23
Off Duty Injury	-	30.4331	\$ -
Unpaid Leave	-	30.4331	\$ -
Vacation	1,488.00	30.4331	\$ 45,284.45
Work Comp	<u>240.00</u>	30.4331	<u>\$ 7,303.94</u>
Totals	3,202.50		\$ 97,462.00

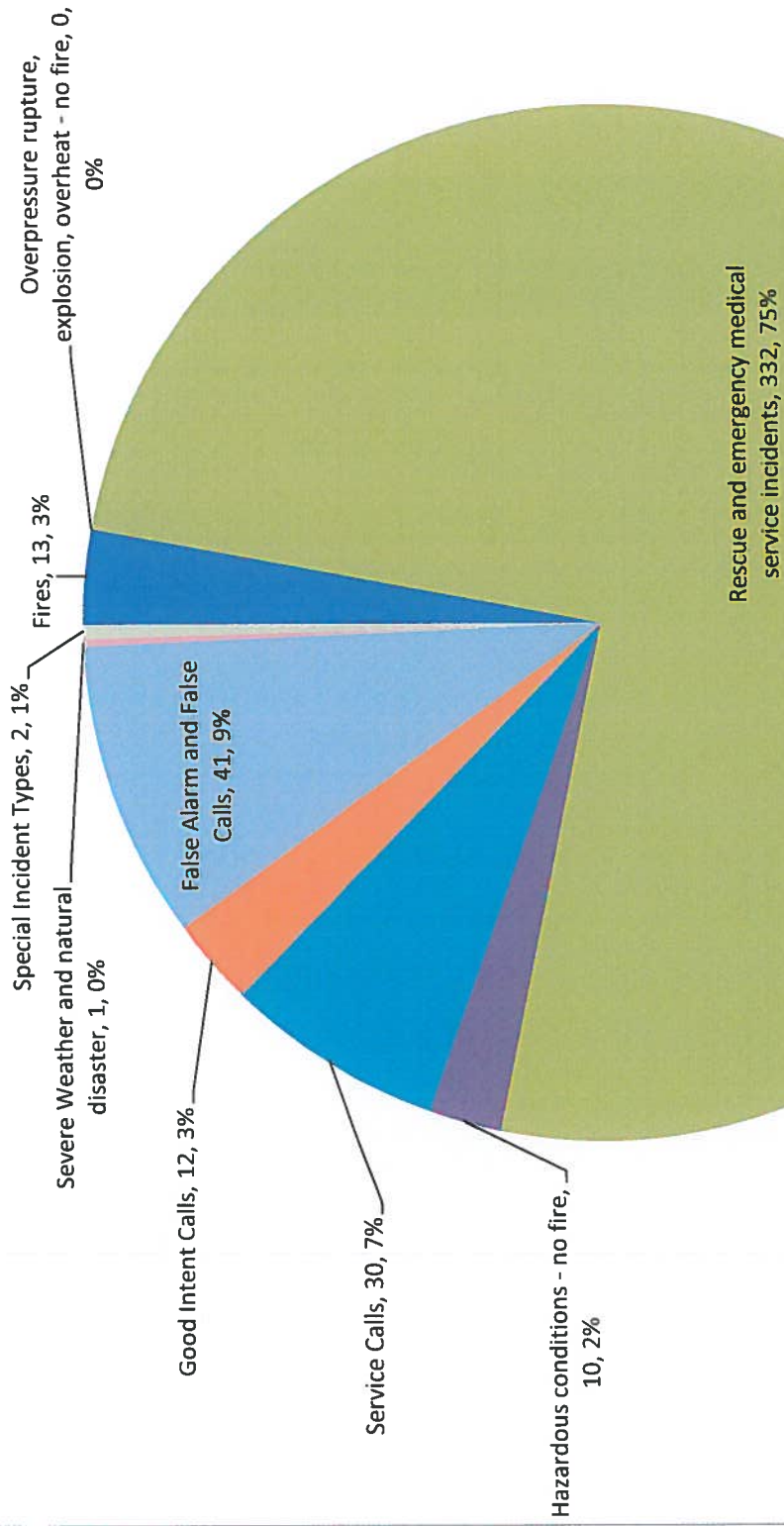
Monthly Requests for Emergency Service

	<u>July</u>	<u>August</u>	<u>September</u>	<u>October</u>	<u>November</u>	<u>December</u>	<u>January</u>	<u>February</u>	<u>March</u>	<u>April</u>	<u>May</u>	<u>June</u>	<u>totals</u>	<u>mid-year</u>
FY95	191	293	254	277	261	253	219	240	204	269	221	201	2883	1529
FY96	258	267	261	279	264	231	235	246	245	243	205	210	2944	1560
FY97	296	287	296	286	257	236	265	213	200	251	225	252	3064	1658
FY98	252	263	279	308	267	223	256	223	264	285	610	247	3477	1592
FY99	264	312	322	371	278	276	289	242	272	273	279	289	3467	1823
FY00	317	312	320	351	234	248	267	273	254	269	291	232	3368	1782
FY01	233	311	351	303	268	256	284	298	277	277	257	298	3413	1722
FY02	320	291	339	344	309	268	270	245	269	331	269	242	3497	1871
FY03	274	363	350	348	314	279	319	305	335	327	291	244	3749	1928
FY04	285	327	335	345	330	245	318	318	277	345	328	281	3734	1867
FY05	264	335	384	416	330	329	320	331	378	343	328	351	4109	2058
FY06	280	353	377	401	377	317	366	315	353	394	329	305	4167	2105
FY07	371	365	458	448	357	342	367	407	415	406	356	368	4660	2341
FY08	388	500	481	460	420	395	384	443	419	348	381	358	4977	2644
FY09	393	471	473	500	427	451	433	377	369	432	338	320	4984	2715
FY10	358	444	481	471	398	438	444	397	375	408	354	358	4926	2590
FY11	384	450	470	593	383	412	390	438	386	416	394	344	5060	2692
FY12	431	446	480	580	441	360	429	387	451	414	403	398	5220	2738
FY13	447	453	507	493	401	441	430	399	406	482	413	364	5236	2742
FY14	416	454	476	514	442	417	506	385	413	417	448	375	5263	2719
FY15	404	506	516	492	463	401	469	397	445	427	441		4961	4961
Prev 5 yr. .	407.2	449.4	482.8	530.2	413.0	413.6	439.8	401.2	406.2	427.4	402.4	367.8	5141.0	2696.2
Running totals														
FY14	416	870	1346	1860	2302	2719	3225	3610	4023	4440	4888	5263		
FY15	404	910	1426	1918	2381	2782	3251	3648	4093	4520	4961	0		
difference	-12	40	80	58	79	63	26	38	70	80	73			

Monthly Requests for Emergency Service

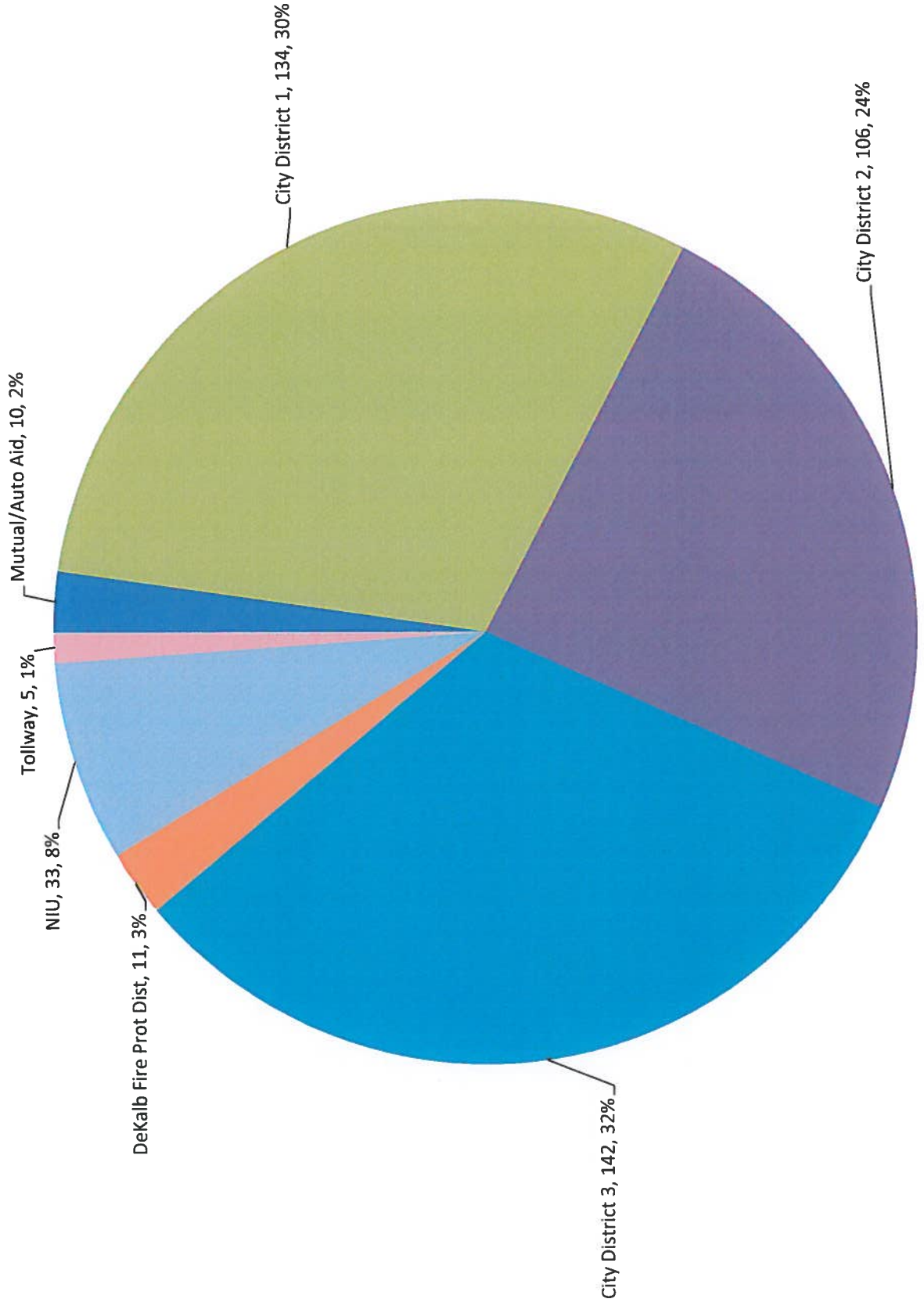
FY13 FY14 FY15 Prev. 5 yr. Ave



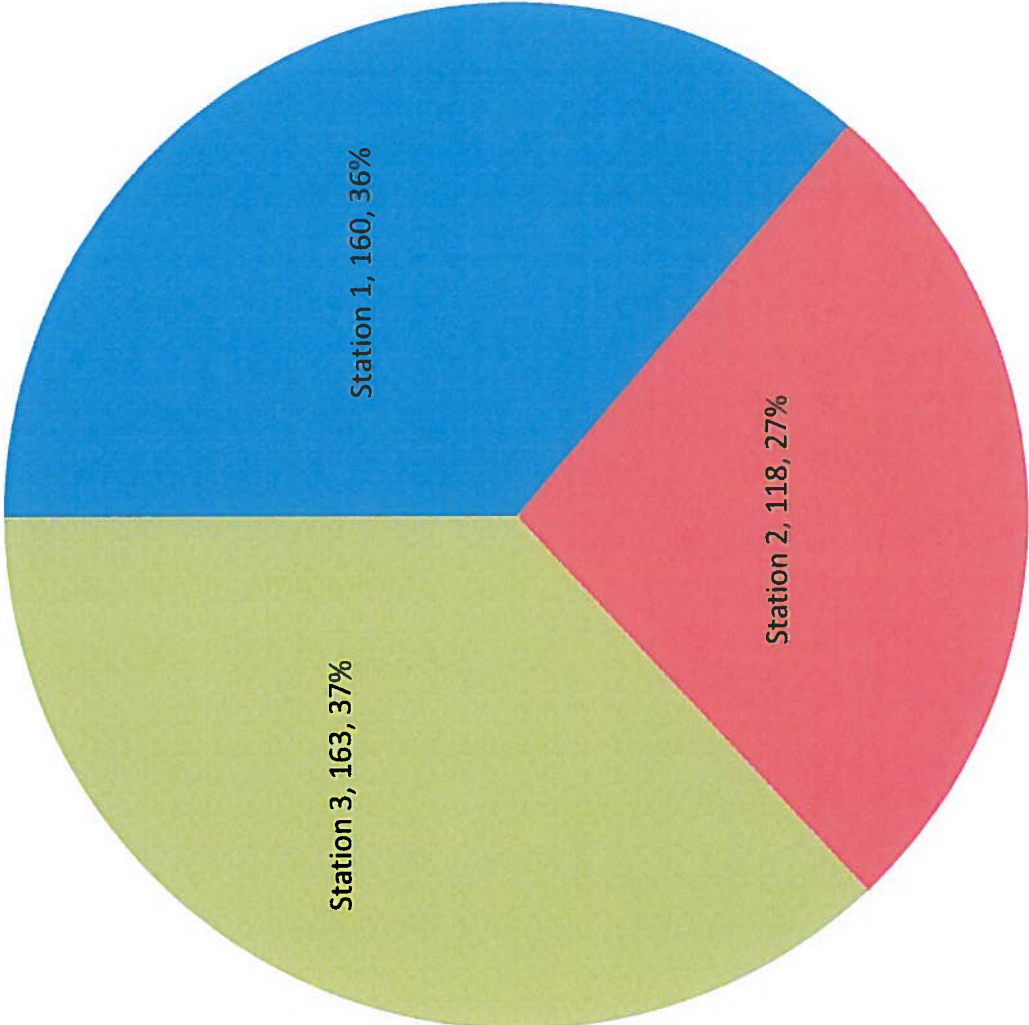


Calls By Incident Type Category

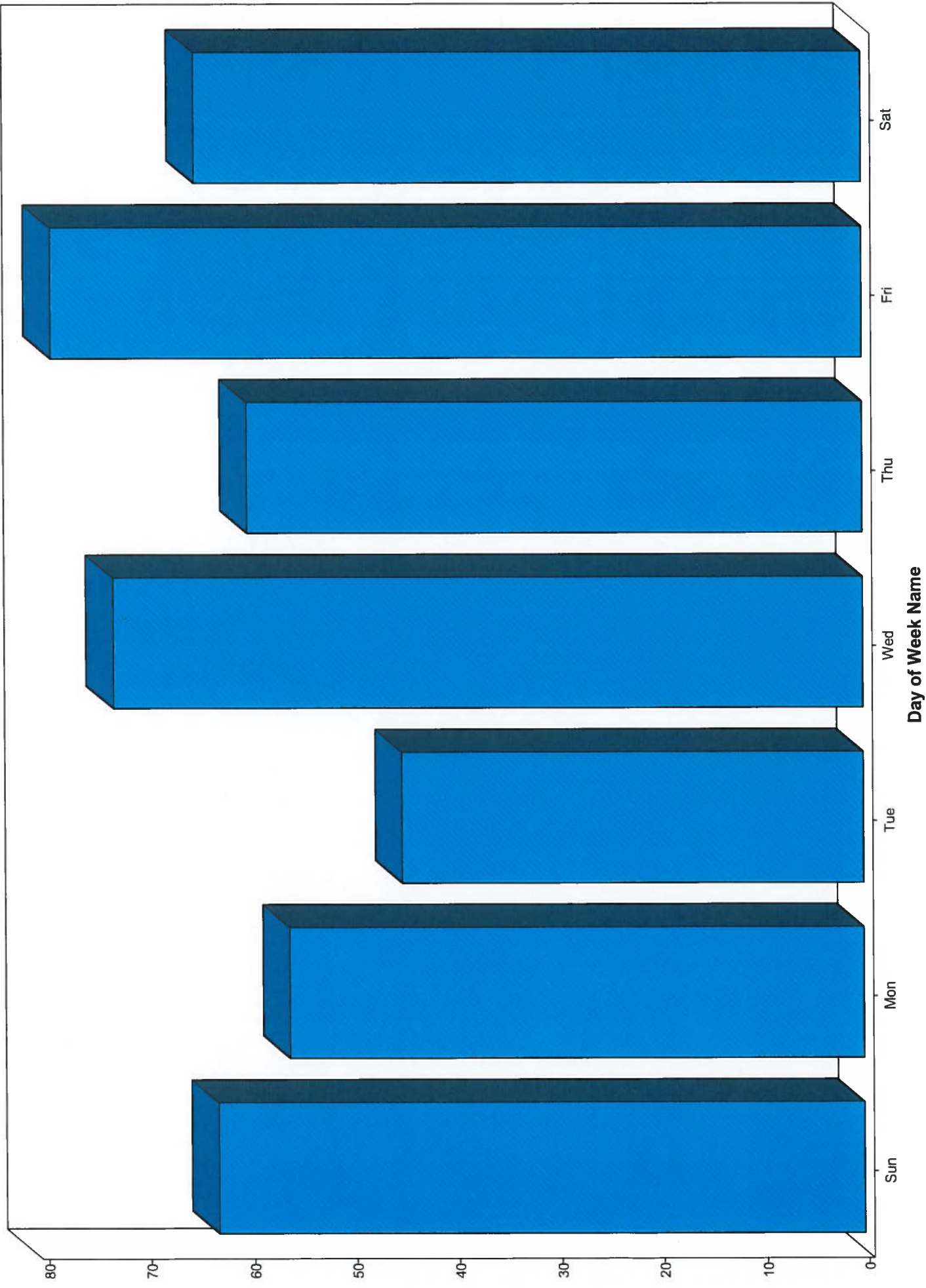
Calls by Response Area



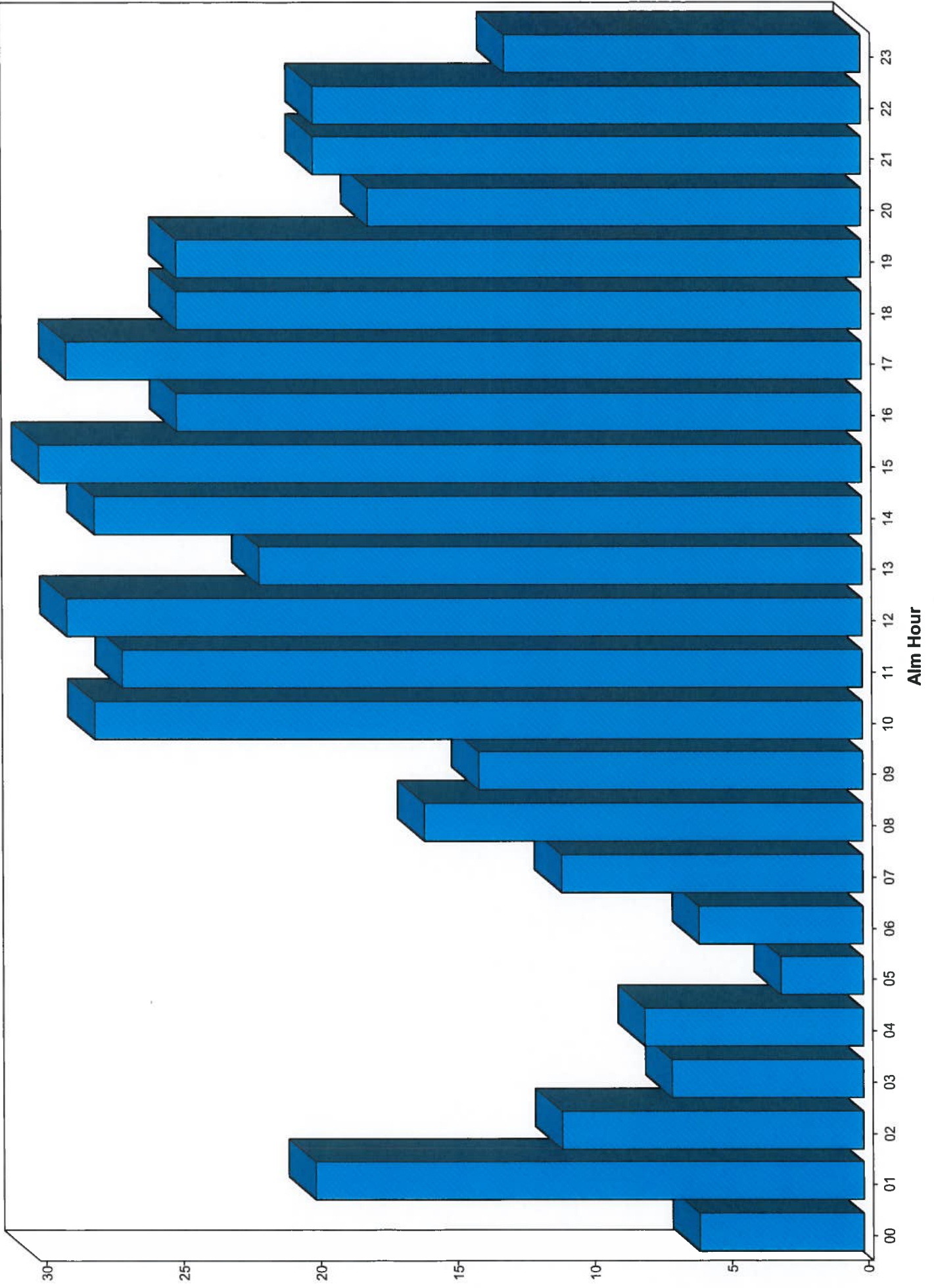
Incident Response by Fire Station



Incident Responses by Day of Week
Alarm Date Between {05/01/2015} And {05/31/2015}



Count of Incidents by Alarm Hour
Alarm Date Between {05/01/2015} And {05/31/2015}



DeKalb Fire Department
Departmental Activity Report

Current Period: 05/01/2015 to 05/31/2015, Prior Period: 05/01/2014 to 05/31/2014
 00:00 to 23:59
 All Stations
 All Shifts
 All Units
 All Activity Types

Category	Current Period		Prior Period	
	Count	Staff Hrs	Count	Staff Hrs
Departmental Events				
4 Off Locked Day	14	336.00	0	0.00
	14	336.00	0	0.00
Dispatch/Remote Station Incidents*				
EMS Incidents	0	0.00	0	0.00
NFIRS Incidents	0	0.00	0	0.00
	0	0.00	0	0.00
EMS Alarm Situations				
No Location Provided	0	0.00	1	1.95
	0	0.00	1	1.95
Fire Alarm Situations				
Accident, potential accident	0	0.00	1	0.00
Chemical release, reaction, or toxic	1	2.72	1	2.40
Citizen complaint	1	0.10	0	0.00
Combustible/flammable spills & leaks	4	22.93	4	7.31
Controlled burning	1	1.00	1	1.36
Cover assignment, standby at fire station,	1	23.90	1	16.16
Dispatched and cancelled en route	1	0.12	2	1.60
Electrical wiring/equipment problem	5	15.10	14	58.33
Emergency medical service (EMS) Incident	322	829.77	321	591.81
Excessive heat, scorch burns with no	0	0.00	1	3.48
Extrication, rescue	1	0.36	2	50.67
False alarm and false call, Other	0	0.00	1	1.00
Good intent call, Other	0	0.00	1	1.38
HazMat release investigation w/no HazMat	0	0.00	1	1.20
Malicious, mischievous false alarm	2	96.68	5	6.89
Medical assist	1	0.68	2	3.24
Mobile property (vehicle) fire	4	7.83	2	5.06
Natural vegetation fire	1	2.22	0	0.00
Outside rubbish fire	1	1.12	6	9.05
Overpressure rupture, explosion, overheat,	0	0.00	1	0.96
Person in distress	0	0.00	1	0.60
Public service assistance	19	22.65	13	61.12

* Staff hours for Fire Alarm responses that have an associated EMS alarm record are considered shared hours. Shared hours are posted only with the EMS alarm responses to avoid duplication of staff hours in totals.

DeKalb Fire Department

Departmental Activity Report

Current Period: 05/01/2015 to 05/31/2015, Prior Period: 05/01/2014 to 05/31/2014

00:00 to 23:59

All Stations

All Shifts

All Units

All Activity Types

Category	Current Period		Prior Period	
	Count	Staff Hrs	Count	Staff Hrs
Fire Alarm Situations				
Rescue or EMS standby	7	48.36	7	78.20
Rescue, emergency medical call (EMS),	0	0.00	1	0.46
Severe Weather & Natural Disaster -	1	2.55	1	4.40
Smoke, odor problem	8	21.54	9	38.73
Special outside fire	1	5.88	0	0.00
Special type of incident, other	1	4.76	0	0.00
Steam, Other gas mistaken for smoke	4	13.69	3	7.30
Structure Fire	6	42.98	5	89.54
System or detector malfunction	18	31.39	9	12.06
Unauthorized burning	1	0.72	7	10.74
Unintentional system/detector operation	21	24.71	19	33.65
Water problem	1	0.76	0	0.00
Wrong location, no emergency found	6	4.74	7	4.88
	440	1,229.26	449	1,103.58
Hydrant Activities				
Flow Tests	0	0.00	0	0.00
Inspections	0	0.00	0	0.00
	0	0.00	0	0.00
Inspection Violations Corrected				
Address numbers.	2		4	
Clearance from ignition sources.	1		3	
Exit sign illumination.	3		8	
Extension cords.	7		12	
General requirements.	8		9	
General.	1		1	
Headroom.	0		2	
International Fire Code 1011.2 & 1011.1	0		1	
International Fire Code 605.6	0		1	
International Fire Code 904.5.1	2		4	
MC 16.06	1		1	
Means of egress continuity.	2		7	
Multiplug adapters.	1		8	
Municipal Code 14.05B	1		0	

* Staff hours for Fire Alarm responses that have an associated EMS alarm record are considered shared hours. Shared hours are posted only with the EMS alarm responses to avoid duplication of staff hours in totals.

DeKalb Fire Department

Departmental Activity Report

Current Period: 05/01/2015 to 05/31/2015, Prior Period: 05/01/2014 to 05/31/2014

00:00 to 23:59

All Stations

All Shifts

All Units

All Activity Types

Category	Current Period		Prior Period	
	Count	Staff Hrs	Count	Staff Hrs
Inspection Violations Corrected				
Municipal Code 14.20b	0		2	
Municipal Code 24.10b	2		0	
Municipal Code 26.02	2		6	
Municipal Code 28.03	3		8	
Municipal Code 29	0		2	
Municipal Code 43.03	2		0	
National Fire Protection Association	1		2	
National Fire Protection Association 7.9.3	3		26	
NFPA 80 2-8.5.2	1		2	
NFPA 96 11-4.12 & .13	3		5	
NFPA 96 11.2.1	2		10	
Obstructions.	0		4	
Office of State Fire Marshal	1		0	
Performance of system.	0		7	
PM 605.1	1		16	
Portable fire extinguishers for commercial	1		4	
Posting of occupant load.	2		12	
Property Maintenance 302.1	0		10	
Property Maintenance 304.13	1		4	
Property Maintenance 304.15	0		2	
Property Maintenance 304.2	0		2	
Property Maintenance 304.3	0		4	
Property Maintenance 305.1	4		25	
Property Maintenance 402.2	0		1	
Property Maintenance 504.1	1		16	
Property Maintenance 703.2	2		1	
Property Maintenance 704.1 & IFC 907.20.5	1		0	
Required fire protection systems.	0		1	
Securing compressed gas containers,	0		10	
Storage in buildings.	0		8	
Storage.	1		0	
Unapproved conditions.	2		16	
Unobstructed and unobscured.	0		5	
Where required.	0		1	
Working space and clearance.	0		8	
	<u>65</u>		<u>281</u>	

* Staff hours for Fire Alarm responses that have an associated EMS alarm record are considered shared hours. Shared hours are posted only with the EMS alarm responses to avoid duplication of staff hours in totals.

DeKalb Fire Department
Departmental Activity Report

Current Period: 05/01/2015 to 05/31/2015, Prior Period: 05/01/2014 to 05/31/2014
 00:00 to 23:59
 All Stations
 All Shifts
 All Units
 All Activity Types

Category	Current Period		Prior Period	
	Count	Staff Hrs	Count	Staff Hrs
Inspection Violations Discovered				
Address numbers.	1		0	
Clearance from ignition sources.	2		0	
Exit sign illumination.	1		0	
Extension cords.	5		0	
Fire escape stairs.	2		0	
General requirements.	1		0	
General.	1		0	
Headroom.	1		0	
International Fire Code 1011.2 & 1011.1	1		0	
Labeling.	1		0	
MC 16.06	1		0	
Means of egress continuity.	5		0	
Multiplug adapters.	1		0	
Municipal Code 14.05B	2		0	
Municipal Code 24.10b	2		0	
Municipal Code 28.03	4		0	
Municipal Code 29	1		0	
Municipal Code 43.03	2		0	
Municipal codes Smoking Regulations	1		0	
National Fire Protection Association	1		0	
National Fire Protection Association 7.9.3	4		3	
Obstructions.	1		0	
Office of State Fire Marshal	1		0	
PM 605.1	6		0	
Posting of occupant load.	4		0	
Property Maintenance 302.1	9		0	
Property Maintenance 304.13	1		0	
Property Maintenance 304.15	1		0	
Property Maintenance 304.2	9		0	
Property Maintenance 305.1	7		0	
Property Maintenance 402.2	1		0	
Property Maintenance 504.1	5		0	
Property Maintenance 605.1	2		0	
Property Maintenance 703.2	2		0	
Securing compressed gas containers,	1		0	
Storage in buildings.	1		0	

* Staff hours for Fire Alarm responses that have an associated EMS alarm record are considered shared hours. Shared hours are posted only with the EMS alarm responses to avoid duplication of staff hours in totals.

DeKalb Fire Department
Departmental Activity Report

Current Period: 05/01/2015 to 05/31/2015, Prior Period: 05/01/2014 to 05/31/2014
 00:00 to 23:59
 All Stations
 All Shifts
 All Units
 All Activity Types

Category	Current Period		Prior Period	
	Count	Staff Hrs	Count	Staff Hrs
Inspection Violations Discovered				
Storage.	1		0	
Unapproved conditions.	6		0	
Weeds	1		0	
Working space and clearance.	3		0	
	102		3	
Non-Incident Activities				
Administration	0	0.00	4	10.00
Ambulance Ride-Along	3	26.00	0	0.00
Bereavement	0	0.00	1	24.00
Buildings and Grounds	19	31.50	38	93.75
Communications Activities	7	3.53	0	0.00
Community Event	0	0.00	5	25.00
Comp Time Used	0	0.00	1	24.00
Convocation Center Events	4	24.00	12	79.50
Equipment Preperation	37	70.00	13	16.25
Excused	7	108.00	8	159.50
EXTINGUISHER TRAINING	2	1.96	0	0.00
Fill-in	42	383.00	21	176.78
Fire Drill	13	8.50	0	0.00
Fire Investigation	2	5.00	6	12.00
Illness - Family	6	125.50	3	33.00
Illness - Self	5	110.00	6	144.00
Inspection Activities	31	744.00	79	701.94
Kelly Day	83	1,992.00	88	2,112.00
MEETING	0	0.00	1	2.00
On Duty	483	11,408.50	456	10,895.00
PARADE	0	0.00	5	7.50
Physical	1	0.50	0	0.00
PUB ED VISIT - NOT AT A STATION	0	0.00	6	5.00
Public Education	2	4.00	5	4.50
Restricted Duty - Light Duty	3	72.00	6	144.00
Special Event Preperation	5	8.75	0	0.00
TOUR OF STATION	0	0.00	2	2.00
Trade Kelly Off	3	72.00	0	0.00
Trade Kelly On	2	48.00	0	0.00

* Staff hours for Fire Alarm responses that have an associated EMS alarm record are considered shared hours. Shared hours are posted only with the EMS alarm responses to avoid duplication of staff hours in totals.

DeKalb Fire Department
Departmental Activity Report

Current Period: 05/01/2015 to 05/31/2015, Prior Period: 05/01/2014 to 05/31/2014
 00:00 to 23:59
 All Stations
 All Shifts
 All Units
 All Activity Types

Category	Current Period		Prior Period	
	Count	Staff Hrs	Count	Staff Hrs
Non-Incident Activities				
Trade Time Off	45	920.00	37	816.50
Trade Time On	48	956.25	38	840.50
Transfer to Shift	1	24.00	0	0.00
Vacation	127	3,048.00	120	2,856.00
Vehicle Maintenance	8	20.00	9	7.75
Work Comp	35	840.00	9	216.00
	1,024	21,054.99	979	19,408.47
Occupancy Inspections/Activities				
Annual Pre-plan Walkthrough	1	0.06	0	0.00
INSPECTION - Commercial Building	3	0.30	0	0.00
Inspection - Final Occupancy	1	1.25	1	1.00
INSPECTION - License - Fire and Safety	28	2.80	46	28.82
INSPECTION - License - Gas Station	10	1.27	0	0.00
INSPECTION - License - Hotel/Motel	1	0.42	0	0.00
INSPECTION - License - Rooming House	2	0.44	1	1.63
REFERRAL/COMPLAINT - Fire FLS Checklist	3	3.02	0	0.00
REFERRAL/COMPLAINT - Fire RH Checklist	0	0.00	4	4.00
Test - Alarm System	0	0.00	1	0.50
	49	9.56	53	35.95
Permits Issued				
Fire Safety Registration	5		0	
Fireworks - Conduct Display	0		1	
	5		1	
Testing/Maintenance of Equipment				
Electrical Repair	0	0.00	3	3.00
On Call Chief	0	0.00	20	192.00
OSHA Hose Pressure Test	0	0.00	293	6,969.00
Tire Repair/Replacement	0	0.00	1	0.50
	0	0.00	317	7,164.50

* Staff hours for Fire Alarm responses that have an associated EMS alarm record are considered shared hours. Shared hours are posted only with the EMS alarm responses to avoid duplication of staff hours in totals.

DeKalb Fire Department
Departmental Activity Report

Current Period: 05/01/2015 to 05/31/2015, Prior Period: 05/01/2014 to 05/31/2014
 00:00 to 23:59
 All Stations
 All Shifts
 All Units
 All Activity Types

Category	Current Period		Prior Period	
	Count	Staff Hrs	Count	Staff Hrs
Training				
ADMINISTRATION	0	0.00	1	80.00
APPARATUS CHECKS	341	367.44	312	261.88
Building Tour/Familiarization	22	20.48	14	31.00
Emergency Medical Services	47	72.75	79	215.00
FIRE TRAINING	219	752.80	213	540.00
FIREFIGHTER 2	0	0.00	3	1.50
FIREGROUND COMPANY OFFICER	0	0.00	1	40.00
HAZARDOUS MATERIALS	16	60.00	48	126.75
LADDER AND PUMP OPERATIONS	0	0.00	2	4.00
MAP TRAINING	0	0.00	1	1.00
NON-EMERGENCY DRIVING	157	171.23	144	148.75
ORGANIZATION	5	4.75	3	0.79
PERSONAL PROTECTIVE EQUIPMENT INSPECTION	32	16.00	11	5.25
PHYSICAL FITNESS TRAINING	151	214.35	99	147.61
PRE-PLANNING	0	0.00	2	2.00
PUMP OPERATIONS ON ENGINES	1	1.00	18	27.00
QUICK DRILL	1	3.00	0	0.00
SCBA INSPECTION	319	183.85	336	104.44
Shift 2 Captain Training	4	4.00	0	0.00
TECHNICAL RESCUE	4	5.00	21	39.50
	1,319	1,876.65	1,308	1,776.47

* Staff hours for Fire Alarm responses that have an associated EMS alarm record are considered shared hours. Shared hours are posted only with the EMS alarm responses to avoid duplication of staff hours in totals.