



200 South Fourth Street
DeKalb, Illinois 60115
815.748.2000 • cityofdekalb.com

Reports and Statistics

June 2015

DeKalb Fire Department

700 Pine Street
DeKalb, Illinois 60115

815.748.8460 phone
815.748.8497 fax

www.cityofdekalb.com/DFD.htm
www.facebook.com/dekalbfire

**DeKalb Fire Department
June 2015 Overtime Comparison
to 2014**

June 2015

	<u>Hours</u>	<u>Average OT Rate</u>	<u>Average Dollars</u>
Acting Pay	454.25	\$ 3.140	\$ 1,426.48
Admin	1.00	\$ 46.677	\$ 46.68
AM Person Needs	-	\$ 46.677	\$ -
Blizzard	-	\$ 46.677	\$ -
Early Arrival	12.50	\$ 55.293	\$ 691.17
EMS	16.25	\$ 46.677	\$ 758.50
Fill In	521.00	\$ 46.677	\$ 24,318.56
Fire	-	\$ 46.677	\$ -
Fire Investigation	3.75	\$ 46.677	\$ 175.04
Fire Prevention	3.50	\$ 46.677	\$ 163.37
Haz Mat	20.25	\$ 46.677	\$ 945.20
Holdover	20.75	\$ 46.677	\$ 968.54
Pub Ed	-	\$ 46.677	\$ -
Radio	-	\$ 46.677	\$ -
Recalls	102.25	\$ 46.677	\$ 4,772.69
Safety	-	\$ 46.677	\$ -
SCBA	-	\$ 46.677	\$ -
Special Event	91.50	\$ 39.000	\$ 3,568.50
TRT	54.25	\$ 46.677	\$ 2,532.21
Vehicles	10.75	\$ 46.677	\$ 501.77

Totals 1,312.00 \$ 40,868.71

June 2014

	<u>Hours</u>	<u>Dollars</u>	<u>Average Dollars</u>
Acting Pay	474.75	\$ 3.140	\$ 1,490.86
Admin	-	\$ 46.677	\$ -
AM Personnel	-	\$ 46.677	\$ -
Early Arrival	13.50	\$ 46.677	\$ 630.14
EMS	19.25	\$ 55.293	\$ 1,064.39
Fill In	479.00	\$ 46.677	\$ 22,358.14
Fire	4.50	\$ 46.677	\$ 210.05
Fire Investigation	-	\$ 46.677	\$ -
Fire Prevention	-	\$ 46.677	\$ -
Haz Mat	1.00	\$ 46.677	\$ 46.68
Holdover	32.00	\$ 46.677	\$ 1,493.65
Pub Ed	-	\$ 46.677	\$ -
Radio	-	\$ 46.677	\$ -
Recalls	96.00	\$ 46.677	\$ 4,480.96
Safety	-	\$ 46.677	\$ -
SCBA	-	\$ 46.677	\$ -
Special Event	80.75	\$ 39.000	\$ 3,149.25
TRT	75.25	\$ 46.677	\$ 3,512.42
Vehicles	8.00	\$ 46.677	\$ 373.41

Totals 1,284.00 \$ 38,809.95

Using FY15 OT
Rate for Direct
Comparison of

**DeKalb Fire Department
June 2015 Time Off Comparison
to 2014**

June 2015

	<u>Hours</u>	<u>Average Hourly Rate</u>	<u>Average Dollars</u>
Admin Leave	0	31.1178	\$ -
Bereavement	48	31.1178	\$ 1,493.65
Comp Used	0	31.1178	\$ -
Excused	72.00	31.1178	\$ 2,240.48
Illness - Family	72.00	31.1178	\$ 2,240.48
Illness - Self	386.75	31.1178	\$ 12,034.81
Illness - Long Term	-	31.1178	\$ -
Kelly Day	960.00	31.1178	\$ 29,873.09
Suspension	-	31.1178	\$ -
Light Duty	-	31.1178	\$ -
Off Duty Injury	72.00	31.1178	\$ 2,240.48
Unpaid Leave	-	31.1178	\$ -
Vacation	1,560.00	31.1178	\$ 48,543.77
Work Comp	275.50	31.1178	\$ 8,572.95
Totals	3,446.25		\$ 107,239.72

June 2014

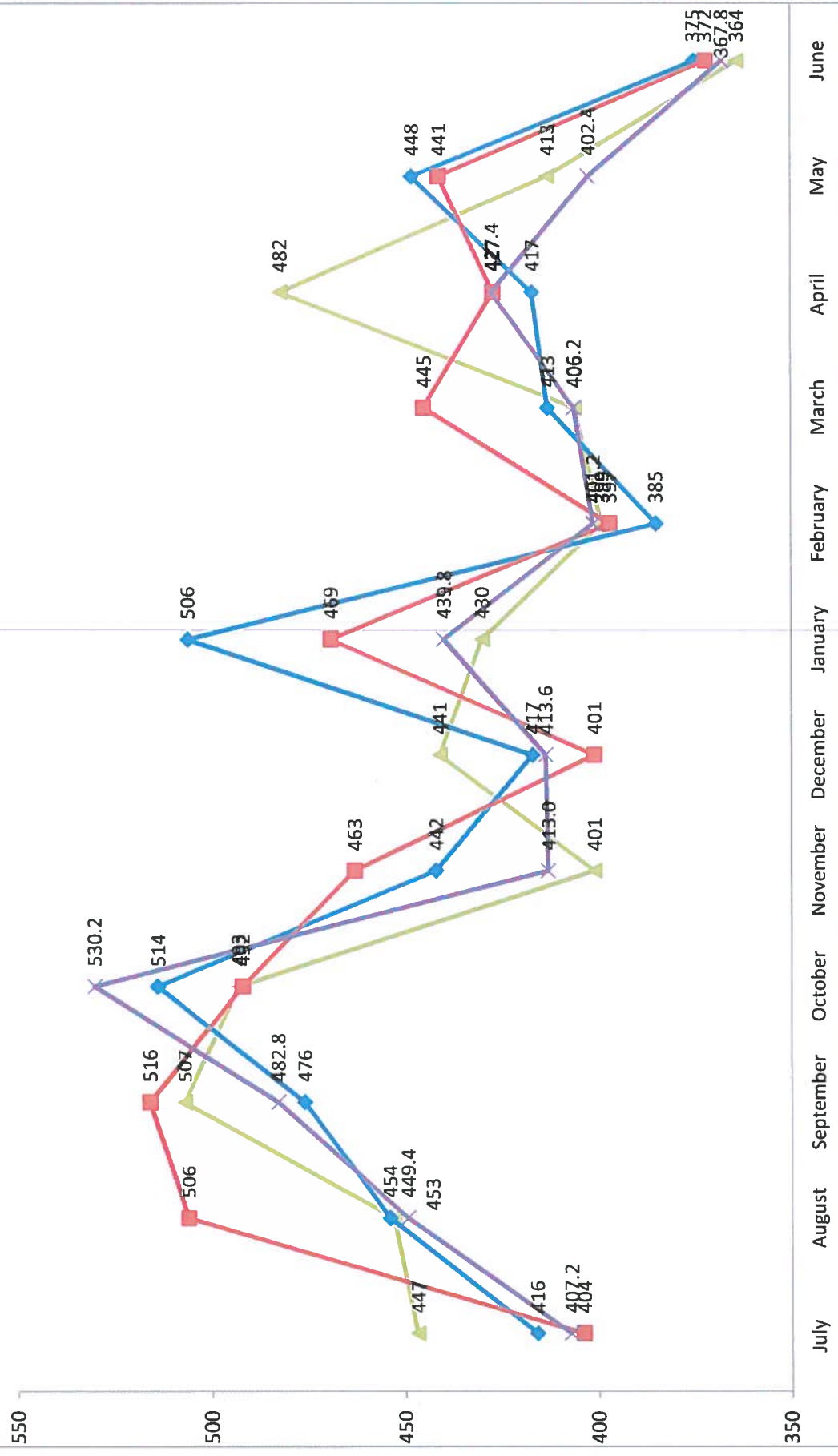
	<u>Hours</u>	<u>Using FY15 Hourly Rate for Direct Comparison of Dollars</u>	<u>Average Dollars</u>
Admin Leave	0	31.1178	0
Comp Used	0	31.1178	\$ -
Bereavement	0	31.1178	\$ -
Comp Used	0	31.1178	\$ -
Excused	56.00	31.1178	\$ 1,742.60
Illness - Family	115.00	31.1178	\$ 3,578.55
Illness - Self	132.00	31.1178	\$ 4,107.55
Kelly Day	936.00	31.1178	\$ 29,126.26
Light Duty	144.00	31.1178	\$ 4,480.96
Off Duty Injury	140.25	31.1178	\$ 4,364.27
Unpaid Leave	-	31.1178	\$ -
Vacation	1,776.00	31.1178	\$ 55,265.21
Work Comp	264.00	31.1178	\$ 8,215.10
Totals	3,563.25		\$ 110,880.50

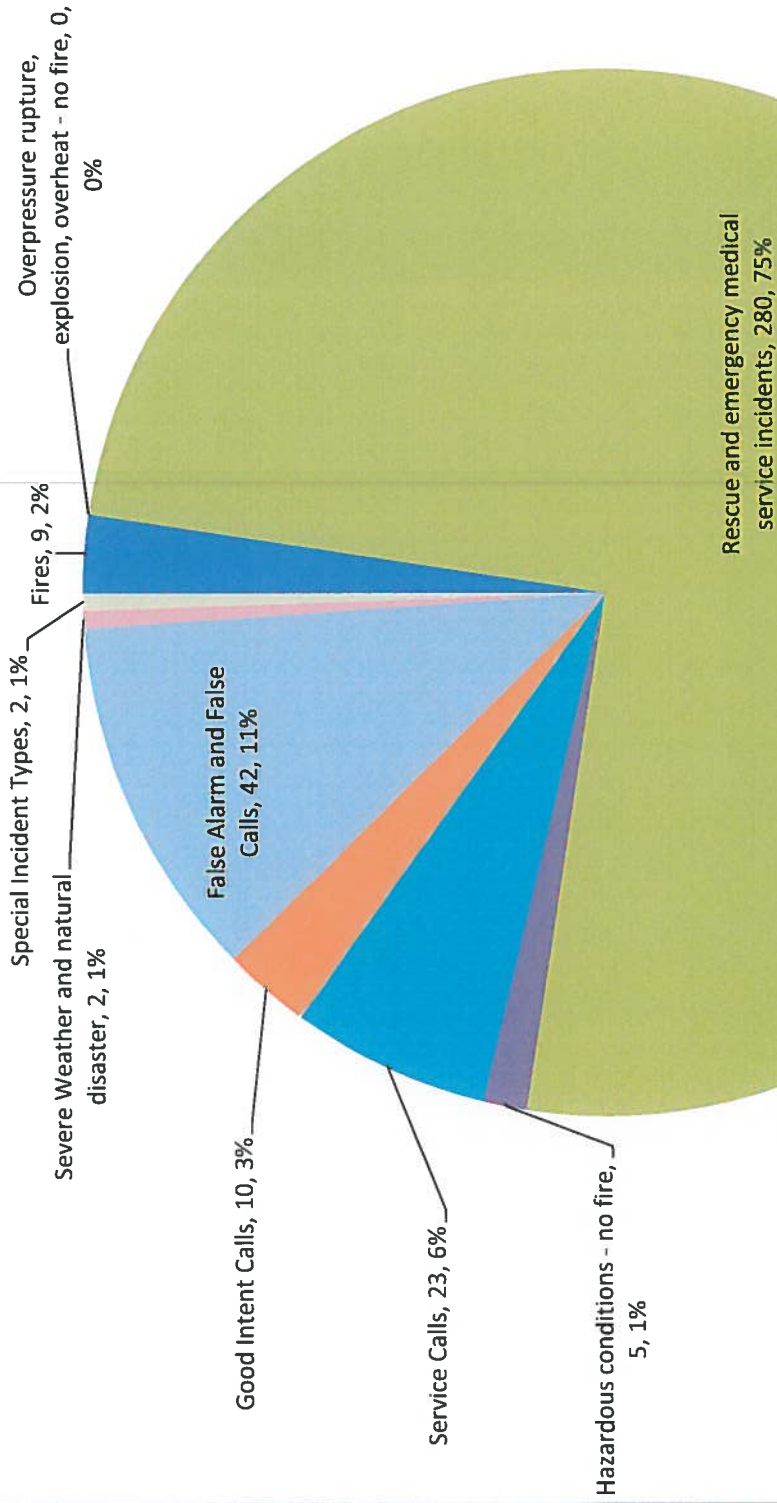
Monthly Requests for Emergency Service

	July	August	September	October	November	December	January	February	March	April	May	June	totals	mid-year
FY95	191	293	254	277	261	253	219	240	204	269	221	201	2883	1529
FY96	258	267	261	279	264	231	235	246	245	243	205	210	2944	1560
FY97	296	287	296	286	257	236	265	213	200	251	225	252	3064	1658
FY98	252	263	279	308	267	223	256	223	264	285	610	247	3477	1592
FY99	264	312	322	371	278	276	289	242	272	273	279	289	3467	1823
FY00	317	312	320	351	234	248	267	273	254	269	291	232	3368	1782
FY01	233	311	351	303	268	256	284	298	277	277	257	298	3413	1722
FY02	320	291	339	344	309	268	270	245	269	331	269	242	3497	1871
FY03	274	363	350	348	314	279	319	305	335	327	291	244	3749	1928
FY04	285	327	335	345	330	245	318	318	277	345	328	281	3734	1867
FY05	264	335	384	416	330	329	320	331	378	343	328	351	4109	2058
FY06	280	353	377	401	377	317	366	315	353	394	329	305	4167	2105
FY07	371	365	458	448	357	342	367	407	415	406	356	368	4660	2341
FY08	388	500	481	460	420	395	384	443	419	348	381	358	4977	2644
FY09	393	471	473	500	427	451	433	377	369	432	338	320	4984	2715
FY10	358	444	481	471	398	438	444	397	375	408	354	358	4926	2590
FY11	384	450	470	593	383	412	390	438	386	416	394	344	5060	2692
FY12	431	446	480	580	441	360	429	387	451	414	403	398	5220	2738
FY13	447	453	507	493	401	441	430	399	406	482	413	364	5236	2742
FY14	416	454	476	514	442	417	506	385	413	417	448	375	5263	2719
FY15	404	506	516	492	463	401	469	397	445	427	441	372	5333	4961
Prev 5 yr. . .	407.2	449.4	482.8	530.2	413.0	413.6	439.8	401.2	406.2	427.4	402.4	367.8	5141.0	2696.2
Running totals														
FY14	416	870	1346	1860	2302	2719	3225	3610	4023	4440	4888	5263		
FY15	404	910	1426	1918	2381	2782	3251	3648	4093	4520	4961	5333		
difference	-12	40	80	58	79	63	26	38	70	80	73	70		

Monthly Requests for Emergency Service

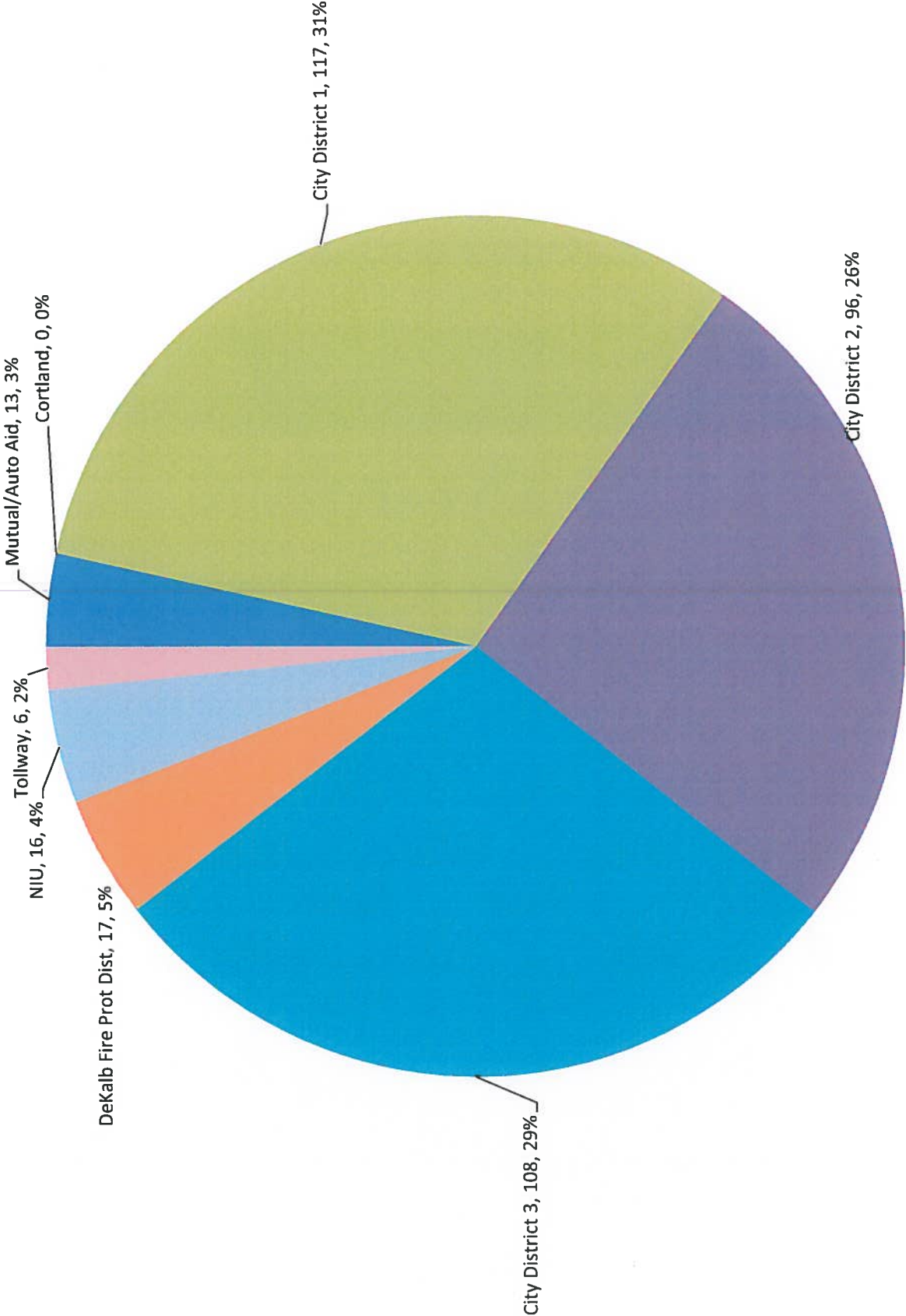
—◆— FY13
 —◆— FY14
 —◆— FY15
 —◆— Prev 5 yr. Ave



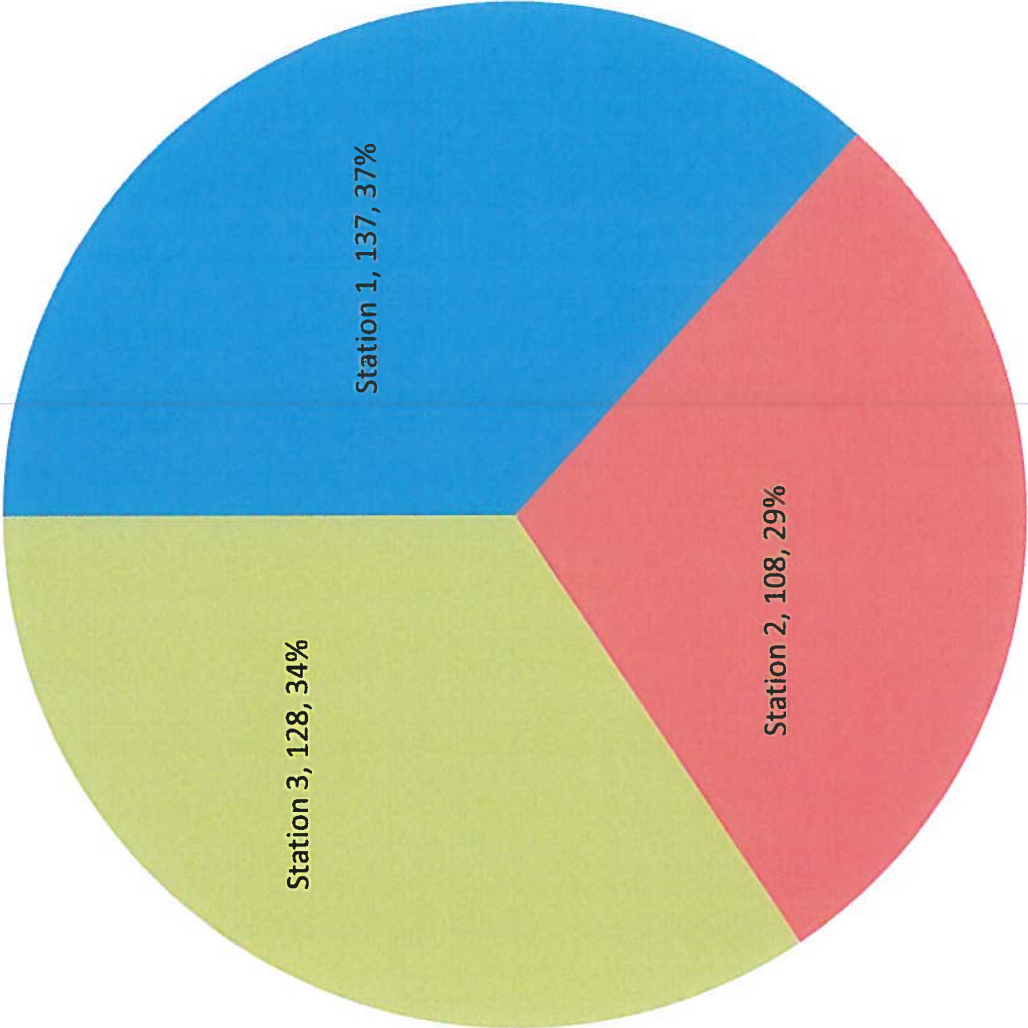


Calls By Incident Type Category

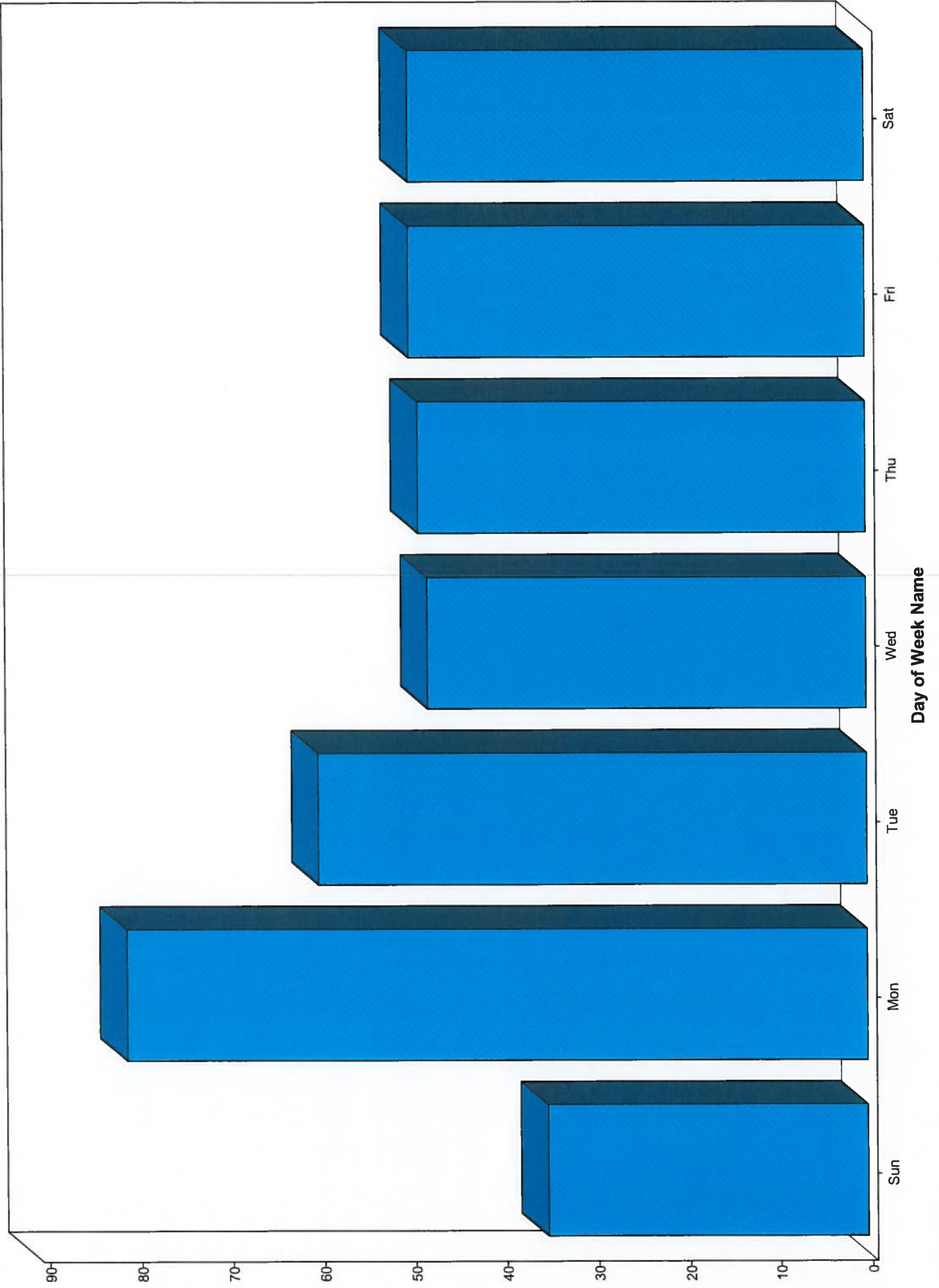
Calls by Response Area



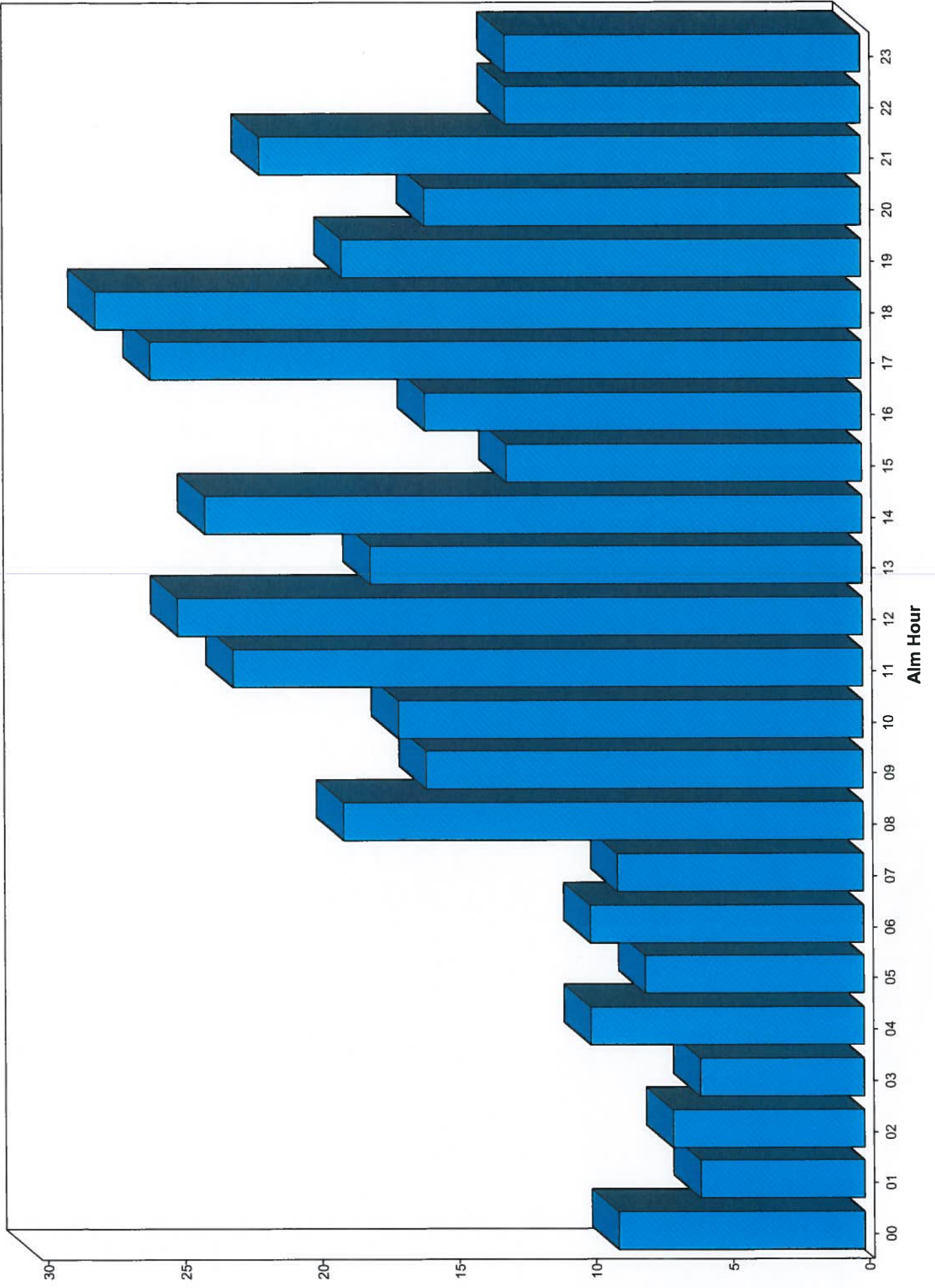
Incident Response by Fire Station



Incident Responses by Day of Week
Alarm Date Between {06/01/2015} And {06/30/2015}



Count of Incidents by Alarm Hour
Alarm Date Between {06/01/2015} And {06/30/2015}



DeKalb Fire Department

Departmental Activity Report

Current Period: 06/01/2015 to 06/30/2015, Prior Period: 06/01/2014 to 06/30/2014

00:00 to 23:59

All Stations

All Shifts

All Units

All Activity Types

Category	Current Period		Prior Period	
	Count	Staff Hrs	Count	Staff Hrs
Departmental Events				
4 Off Locked Day	28	672.00	0	0.00
Other	1	2.00	0	0.00
	29	674.00	0	0.00
Dispatch/Remote Station Incidents*				
EMS Incidents	0	0.00	0	0.00
NFIRS Incidents	0	0.00	0	0.00
	0	0.00	0	0.00
Fire Alarm Situations				
Chemical release, reaction, or toxic	0	0.00	2	4.44
Citizen complaint	1	0.60	0	0.00
Combustible/flammable spills & leaks	0	0.00	2	6.25
Controlled burning	2	3.98	1	1.00
Dispatched and cancelled en route	1	1.08	6	2.00
Electrical wiring/equipment problem	5	13.25	5	13.00
Emergency medical service (EMS) Incident	269	563.68	260	562.19
Extrication, rescue	2	4.56	1	0.84
False alarm and false call, Other	0	0.00	6	85.19
Fire, Other	0	0.00	1	2.35
Good intent call, Other	0	0.00	1	1.20
Hazardous condition, Other	0	0.00	1	9.20
HazMat release investigation w/no HazMat	1	1.70	1	2.08
Lock-In	1	1.20	0	0.00
Malicious, mischievous false alarm	0	0.00	1	0.92
Medical assist	1	0.46	1	0.64
Mobile property (vehicle) fire	1	3.05	2	3.82
Natural vegetation fire	0	0.00	2	4.09
Outside rubbish fire	3	3.96	3	3.28
Person in distress	1	0.60	1	0.68
Public service assistance	15	35.02	12	33.31
Rescue or EMS standby	6	103.36	8	79.38
Rescue, emergency medical call (EMS),	0	0.00	1	52.40
Severe Weather & Natural Disaster -	2	111.90	0	0.00
Smoke, odor problem	6	29.95	0	0.00

* Staff hours for Fire Alarm responses that have an associated EMS alarm record are considered shared hours. Shared hours are posted only with the EMS alarm responses to avoid duplication of staff hours in totals.

DeKalb Fire Department

Departmental Activity Report

Current Period: 06/01/2015 to 06/30/2015, Prior Period: 06/01/2014 to 06/30/2014

00:00 to 23:59

All Stations

All Shifts

All Units

All Activity Types

Category	Current Period		Prior Period	
	Count	Staff Hrs	Count	Staff Hrs
Fire Alarm Situations				
Special outside fire	1	1.12	1	0.96
Special type of incident, other	1	1.85	0	0.00
Steam, Other gas mistaken for smoke	3	10.21	1	2.28
Structure Fire	4	61.35	4	28.07
System or detector malfunction	17	32.25	13	24.09
Unauthorized burning	1	0.88	6	3.01
Unintentional system/detector operation	25	34.47	27	34.36
Wrong location, no emergency found	3	1.78	5	6.72
	372	1,022.26	375	967.75
Hydrant Activities				
Flow Tests	0	0.00	0	0.00
Inspections	0	0.00	0	0.00
	0	0.00	0	0.00
Inspection Violations Corrected				
Address numbers.	6		0	
Clearance from ignition sources.	1		0	
Exit sign illumination.	1		0	
Extension cords.	2		0	
General requirements.	4		0	
International Fire Code 1011.2 & 1011.1	1		0	
Means of egress continuity.	1		0	
Multiplug adapters.	1		0	
Municipal Code 28.03	3		0	
Municipal Code 43.03	0		1	
National Fire Protection Association	1		0	
National Fire Protection Association 7.9.3	9		0	
NFPA 96 11-4.12 & .13	2		0	
Performance of system.	1		0	
PM 605.1	2		0	
Posting of occupant load.	2		1	
Property Maintenance 302.1	2		1	
Property Maintenance 304.13	2		0	
Property Maintenance 304.2	2		0	

* Staff hours for Fire Alarm responses that have an associated EMS alarm record are considered shared hours. Shared hours are posted only with the EMS alarm responses to avoid duplication of staff hours in totals.

DeKalb Fire Department

Departmental Activity Report

Current Period: 06/01/2015 to 06/30/2015, Prior Period: 06/01/2014 to 06/30/2014

00:00 to 23:59

All Stations

All Shifts

All Units

All Activity Types

Category	Current Period		Prior Period	
	Count	Staff Hrs	Count	Staff Hrs
Inspection Violations Corrected				
Property Maintenance 305.1	4		1	
Securing compressed gas containers, Storage in buildings.	1		0	
Storage.	1		0	
Unapproved conditions.	1		1	
Working space and clearance.	2		0	
	53		5	

Inspection Violations Discovered

Address numbers.	3		0	
Clearance from ignition sources.	1		0	
Exit sign illumination.	1		2	
Extension cords.	2		2	
General requirements.	7		7	
General.	1		2	
Headroom.	1		0	
Illumination.	3		0	
Labeling.	0		3	
MC 16.05 B	1		0	
MC 16.05 F	1		0	
MC 16.06	1		5	
Means of egress continuity.	3		2	
Motor Fuel Dispensing and Repairs	0		2	
Multiplug adapters.	0		4	
Municipal Code 14.13	1		0	
Municipal Code 14.20b	0		5	
Municipal Code 28.03	2		2	
Municipal Code 29	1		3	
Municipal Code 43.03	0		3	
Municipal Code 5.14	0		3	
National Fire Protection Association	1		3	
National Fire Protection Association 7.9.3	6		0	
NFPA 80 2-8.5.2	0		3	
Performance of system.	1		0	
PM 605.1	1		4	
Posting of occupant load.	2		0	

* Staff hours for Fire Alarm responses that have an associated EMS alarm record are considered shared hours. Shared hours are posted only with the EMS alarm responses to avoid duplication of staff hours in totals.

DeKalb Fire Department

Departmental Activity Report

Current Period: 06/01/2015 to 06/30/2015, Prior Period: 06/01/2014 to 06/30/2014

00:00 to 23:59

All Stations

All Shifts

All Units

All Activity Types

Category	Current Period		Prior Period	
	Count	Staff Hrs	Count	Staff Hrs
Inspection Violations Discovered				
Property Maintenance 302.1	6		5	
Property Maintenance 304.13	2		3	
Property Maintenance 304.15	0		3	
Property Maintenance 304.2	1		5	
Property Maintenance 305.1	3		3	
Property Maintenance 402.2	1		0	
Property Maintenance 504.1	1		3	
Property Maintenance 703.2	1		3	
Required fire protection systems.	0		3	
Securing compressed gas containers,	1		0	
SMOKE DETECTOR.	0		2	
Unapproved conditions.	3		1	
Unobstructed and unobscured.	1		0	
Where required new buildings and	1		0	
Where required.	1		0	
Working space and clearance.	2		3	
	64		89	
Non-Incident Activities				
Administration	1	6.00	0	0.00
Bereavement	3	72.00	0	0.00
Buildings and Grounds	64	235.50	46	52.68
Communications Activities	1	1.50	3	0.53
Community Event	18	22.36	4	5.00
Convocation Center Events	4	16.00	4	22.00
EMS/Ambulance	0	0.00	3	2.40
Equipment Preparation	14	0.72	8	5.49
Excused	6	84.00	7	126.00
Fill-in	55	482.64	46	434.50
Fire Drill	0	0.00	5	5.00
Fire Investigation	3	6.00	1	0.77
Illness - Family	3	72.00	6	114.00
Illness - Self	12	285.25	6	118.17
Inspection Activities	56	735.31	39	729.83
Kelly Day	87	2,088.00	83	1,992.00
MEETING	0	0.00	6	15.50

* Staff hours for Fire Alarm responses that have an associated EMS alarm record are considered shared hours. Shared hours are posted only with the EMS alarm responses to avoid duplication of staff hours in totals.

DeKalb Fire Department

Departmental Activity Report

Current Period: 06/01/2015 to 06/30/2015, Prior Period: 06/01/2014 to 06/30/2014

00:00 to 23:59

All Stations

All Shifts

All Units

All Activity Types

Category	Current Period		Prior Period	
	Count	Staff Hrs	Count	Staff Hrs
Non-Incident Activities				
Off Duty Injury	3	72.00	5	120.00
On Duty	458	10,884.25	452	10,721.33
Orientation	0	0.00	4	4.00
Pub Ed Event	4	12.00	0	0.00
PUB ED VISIT - NOT AT A STATION	4	4.00	9	9.00
Public Education	4	4.00	0	0.00
Restricted Duty - Light Duty	0	0.00	6	144.00
TOUR OF STATION	2	2.00	4	3.50
Trade Kelly Off	1	24.00	6	144.00
Trade Kelly On	0	0.00	6	144.00
Trade Time Off	42	999.00	47	1,093.00
Trade Time On	51	1,176.00	52	1,151.00
Transfer to Shift	1	24.00	0	0.00
Vacation	142	3,408.00	149	3,528.00
Vehicle Maintenance	48	184.50	18	17.50
Work Comp	17	371.50	11	249.50
	1,104	21,272.53	1,036	20,952.70
Occupancy Inspections/Activities				
Fire Drill	0	0.00	2	2.00
INSPECTION - Commercial Building	14	2.52	0	0.00
Inspection - Final Occupancy	2	1.44	0	0.00
INSPECTION - License - Fire and Safety	8	0.49	1	0.33
INSPECTION - License - Gaming Device	1	0.03	0	0.00
INSPECTION - License - Gas Station	8	1.17	5	6.00
INSPECTION - License - Hotel/Motel	1	2.62	0	0.00
REFERRAL/COMPLAINT - Fire RH Checklist	0	0.00	1	1.50
REFERRAL/COMPLAINT - Other FLS Checklist	1	0.97	0	0.00
Test - Alarm System	1	0.70	0	0.00
Test - Fire Suppression System	1	0.11	0	0.00
	37	10.05	9	9.83
Testing/Maintenance of Equipment				
Electrical Repair	0	0.00	1	1.00
General Maintenance	0	0.00	1	0.00

* Staff hours for Fire Alarm responses that have an associated EMS alarm record are considered shared hours. Shared hours are posted only with the EMS alarm responses to avoid duplication of staff hours in totals.

DeKalb Fire Department

Departmental Activity Report

Current Period: 06/01/2015 to 06/30/2015, Prior Period: 06/01/2014 to 06/30/2014

00:00 to 23:59

All Stations

All Shifts

All Units

All Activity Types

Category	Current Period		Prior Period	
	Count	Staff Hrs	Count	Staff Hrs
Testing/Maintenance of Equipment				
Heat/Coolant Repair	0	0.00	1	0.50
On Call Chief	0	0.00	20	240.00
Tire Repair/Replacement	0	0.00	1	1.00
	0	0.00	24	242.50
Training				
APPARATUS CHECKS	341	389.62	359	345.40
Building Tour/Familiarization	27	55.00	13	21.50
BUILDING/INSPECTION FIRE PREVENTION	5	3.75	0	0.00
Emergency Medical Services	50	97.50	65	140.50
Fire Investigation	0	0.00	1	2.00
FIRE TRAINING	51	109.50	155	273.25
HAZARDOUS MATERIALS	7	43.00	15	41.00
ICS 200	0	0.00	1	2.00
MAP TRAINING	0	0.00	8	6.00
NON-EMERGENCY DRIVING	196	360.98	158	167.95
ORGANIZATION	3	9.00	23	123.00
PERSONAL PROTECTIVE EQUIPMENT INSPECTION	4	2.00	29	12.25
PHYSICAL FITNESS TRAINING	132	174.48	141	233.73
PRE-PLANNING	0	0.00	6	6.00
PUBLIC EDUCATION	6	5.00	0	0.00
PUMP OPERATIONS ON ENGINES	3	3.00	1	1.00
QUICK DRILL	0	0.00	4	3.00
SCBA INSPECTION	308	92.24	336	107.79
Shift 2 Captain Training	3	5.00	0	0.00
TECHNICAL RESCUE	12	60.00	57	181.25
	1,148	1,410.07	1,372	1,667.62

* Staff hours for Fire Alarm responses that have an associated EMS alarm record are considered shared hours. Shared hours are posted only with the EMS alarm responses to avoid duplication of staff hours in totals.