



200 South Fourth Street
DeKalb, Illinois 60115
815.748.2000 • cityofdekalb.com

Reports and Statistics

July 2015

DeKalb Fire Department

700 Pine Street
DeKalb, Illinois 60115

815.748.8460 phone
815.748.8497 fax

www.cityofdekalb.com/DFD.htm
www.facebook.com/dekalbfire

**DeKalb Fire Department
July 2015 Overtime Comparison
to 2014**

July 2015

	<u>Hours</u>	<u>Average OT Rate</u>	<u>Average Dollars</u>
Acting Pay	569.00	\$ 3.140	\$ 1,786.83
Admin	4.00	\$ 46.677	\$ 186.71
AM Person Needs	10.00	\$ 46.677	\$ 466.77
Blizzard	-	\$ 46.677	\$ -
Early Arrival	12.00	\$ 55.293	\$ 663.52
EMS	2.25	\$ 46.677	\$ 105.02
Fill In	288.50	\$ 46.677	\$ 13,466.23
Fire	41.25	\$ 46.677	\$ 1,925.41
Fire Investigation	-	\$ 46.677	\$ -
Fire Prevention	-	\$ 46.677	\$ -
Haz Mat	2.50	\$ 46.677	\$ 116.69
Holdover	34.50	\$ 46.677	\$ 1,610.35
Pub Ed	39.00	\$ 46.677	\$ 1,820.39
Radio	-	\$ 46.677	\$ -
Recalls	70.75	\$ 46.677	\$ 3,302.38
Safety	-	\$ 46.677	\$ -
SCBA	-	\$ 46.677	\$ -
Special Event	42.25	\$ 39.000	\$ 1,647.75
TRT	-	\$ 46.677	\$ -
Vehicles	-	\$ 46.677	\$ -
Totals	1,116.00		\$ 27,098.04

July 2014

	<u>Hours</u>	<u>Dollars</u>	<u>Average Dollars</u>
Acting Pay	464.50	\$ 3.140	\$ 1,458.67
Admin	-	\$ 46.677	\$ -
AM Personnel	-	\$ 46.677	\$ -
Early Arrival	14.50	\$ 46.677	\$ 676.81
EMS	2.00	\$ 55.293	\$ 110.59
Fill In	401.00	\$ 46.677	\$ 18,717.36
Fire	-	\$ 46.677	\$ -
Fire Investigation	-	\$ 46.677	\$ -
Fire Prevention	-	\$ 46.677	\$ -
Haz Mat	-	\$ 46.677	\$ -
Holdover	11.00	\$ 46.677	\$ 513.44
Pub Ed	17.25	\$ 46.677	\$ 805.17
Radio	-	\$ 46.677	\$ -
Recalls	73.75	\$ 46.677	\$ 3,442.41
Safety	-	\$ 46.677	\$ -
SCBA	-	\$ 46.677	\$ -
Special Event	52.25	\$ 39.000	\$ 2,037.75
TRT	-	\$ 46.677	\$ -
Vehicles	19.75	\$ 46.677	\$ 921.86
Totals	1,056.00		\$ 28,684.06

Using FY15 OT
Rate for Direct
Comparison of

**DeKalb Fire Department
July 2015 Time Off Comparison
to 2014**

July 2015

	<u>Hours</u>	<u>Average Hourly Rate</u>	<u>Average Dollars</u>
Admin Leave	0	31.1178	\$ -
Bereavement	48	31.1178	\$ 1,493.65
Comp Used	0	31.1178	\$ -
Excused	12.00	31.1178	\$ 373.41
Illness - Family	39.00	31.1178	\$ 1,213.59
Illness - Self	333.00	31.1178	\$ 10,362.23
Illness - Long Term	-	31.1178	\$ -
Kelly Day	1,032.00	31.1178	\$ 32,113.57
Suspension	-	31.1178	\$ -
Light Duty	-	31.1178	\$ -
Off Duty Injury	-	31.1178	\$ -
Unpaid Leave	-	31.1178	\$ -
Vacation	1,968.00	31.1178	\$ 61,239.83
Work Comp	240.00	31.1178	\$ 7,468.27
Totals	3,672.00		\$ 114,264.56

July 2014

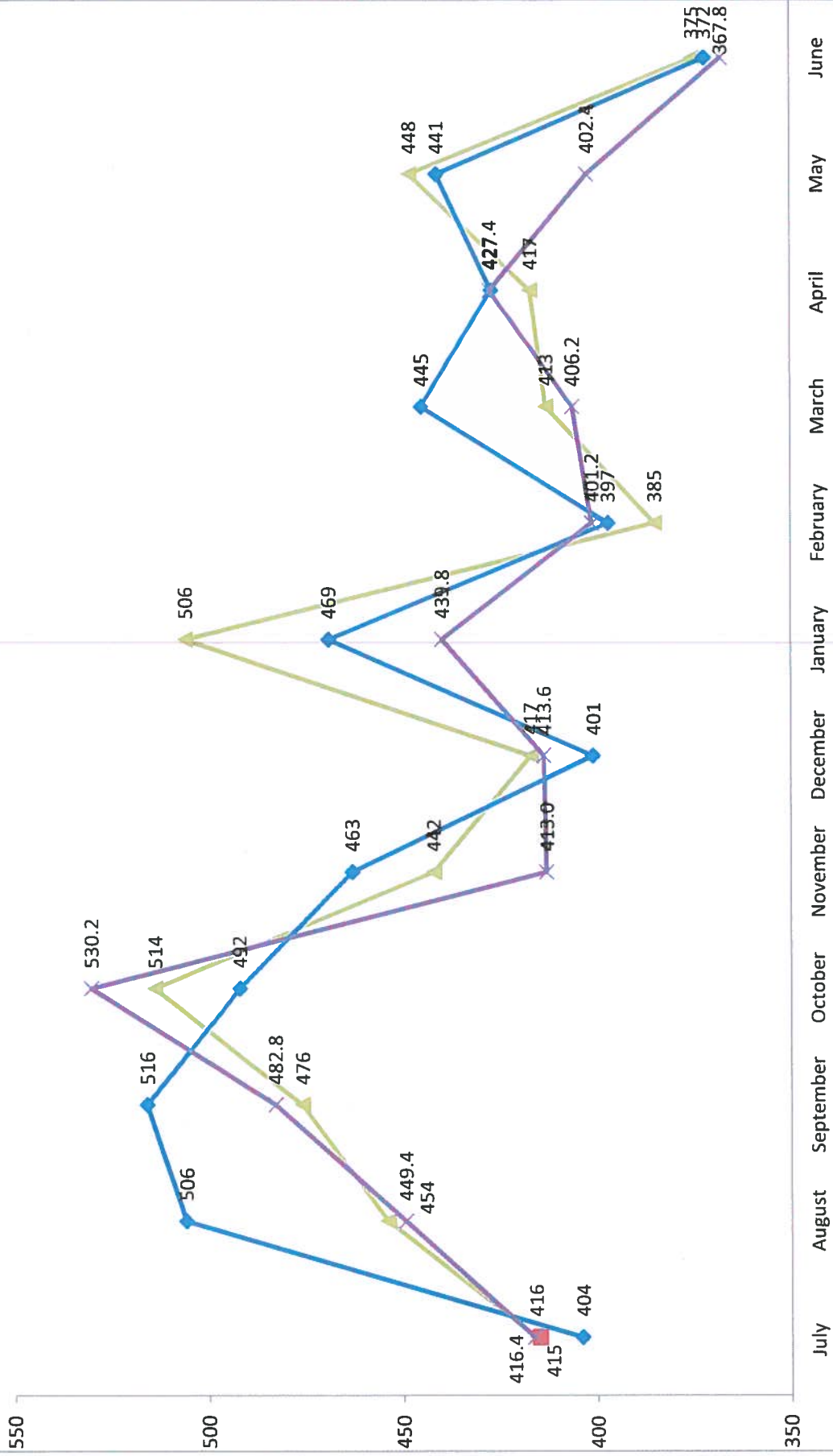
	<u>Hours</u>	<u>Using FY15 Hourly Rate for Direct Comparison of Dollars</u>	<u>Average Dollars</u>
Admin Leave	0	31.1178	0
Bereavement	0	31.1178	\$ -
Comp Used	0	31.1178	\$ -
Excused	21.00	31.1178	\$ 653.47
Illness - Family	266.50	31.1178	\$ 8,292.89
Illness - Self	133.75	31.1178	\$ 4,162.01
Kelly Day	1,008.00	31.1178	\$ 31,366.74
Light Duty	144.00	31.1178	\$ 4,480.96
Off Duty Injury	49.25	31.1178	\$ 1,532.55
Unpaid Leave	-	31.1178	\$ -
Vacation	1,920.00	31.1178	\$ 59,746.18
Work Comp	73.75	31.1178	\$ 2,294.94
Totals	3,616.25		\$ 112,529.74

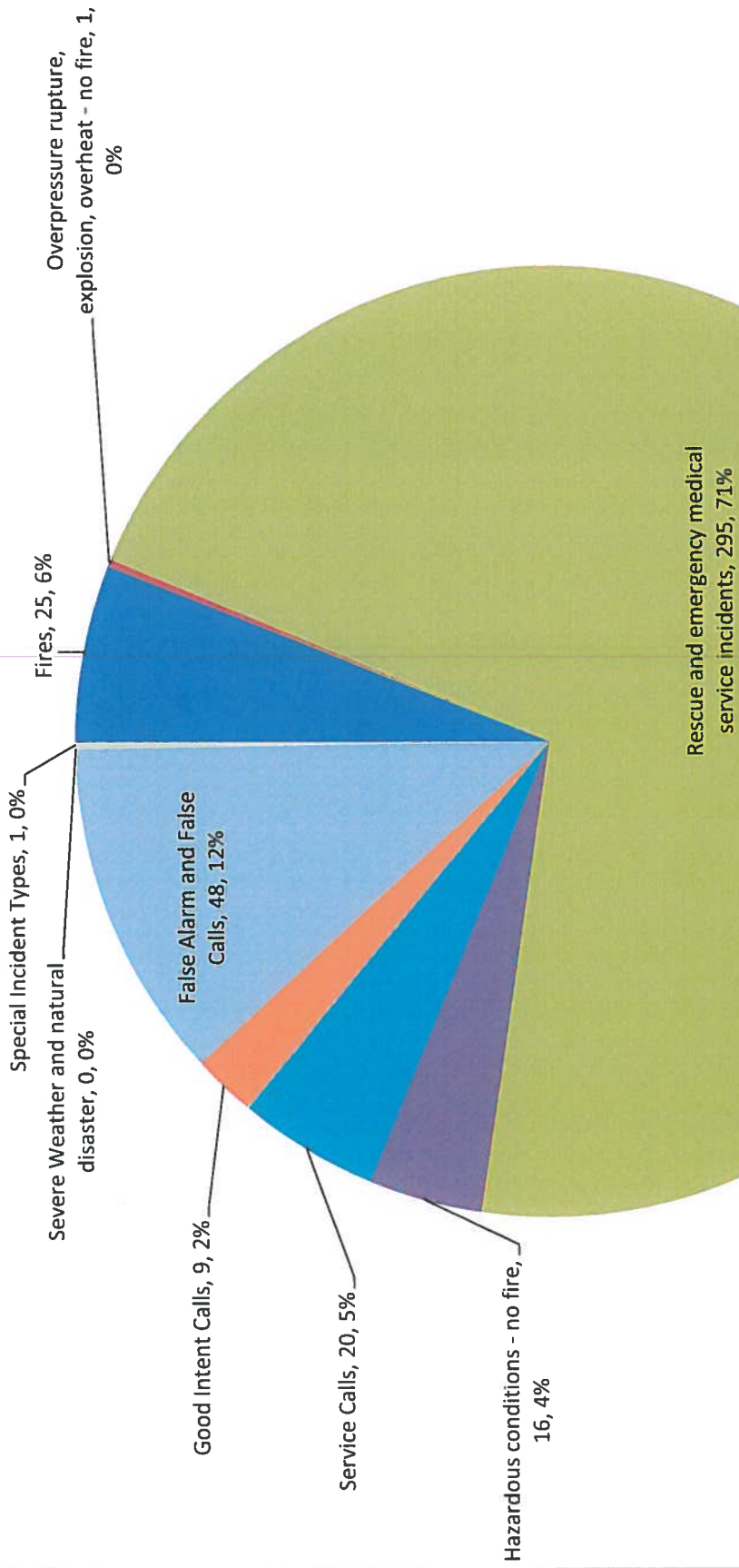
Monthly Requests for Emergency Service

	<u>July</u>	<u>August</u>	<u>September</u>	<u>October</u>	<u>November</u>	<u>December</u>	<u>January</u>	<u>February</u>	<u>March</u>	<u>April</u>	<u>May</u>	<u>June</u>	<u>totals</u>	<u>mid-year</u>
FY95	191	293	254	277	261	253	219	240	204	269	221	201	2883	1529
FY96	258	267	261	279	264	231	235	246	245	243	205	210	2944	1560
FY97	296	287	296	286	257	236	265	213	200	251	225	252	3064	1658
FY98	252	263	279	308	267	223	256	223	264	285	610	247	3477	1592
FY99	264	312	322	371	278	276	289	242	272	273	279	289	3467	1823
FY00	317	312	320	351	234	248	267	273	254	269	291	232	3368	1782
FY01	233	311	351	303	268	256	284	298	277	277	257	298	3413	1722
FY02	320	291	339	344	309	268	270	245	269	331	269	242	3497	1871
FY03	274	363	350	348	314	279	319	305	335	327	291	244	3749	1928
FY04	285	327	335	345	330	245	318	318	277	345	328	281	3734	1867
FY05	264	335	384	416	330	329	320	331	378	343	328	351	4109	2058
FY06	280	353	377	401	377	317	366	315	353	394	329	305	4167	2105
FY07	371	365	458	448	357	342	367	407	415	406	356	368	4660	2341
FY08	388	500	481	460	420	395	384	443	419	348	381	358	4977	2644
FY09	393	471	473	500	427	451	433	377	369	432	338	320	4984	2715
FY10	358	444	481	471	398	438	444	397	375	408	354	358	4926	2590
FY11	384	450	470	593	383	412	390	438	386	416	394	344	5060	2692
FY12	431	446	480	580	441	360	429	387	451	414	403	398	5220	2738
FY13	447	453	507	493	401	441	430	399	406	482	413	364	5236	2742
FY14	416	454	476	514	442	417	506	385	413	417	448	375	5263	2719
FY15	404	506	516	492	463	401	469	397	445	427	441	372	5333	4961
FY16	415													
Prev 5 yr. ,	416.4	449.4	482.8	530.2	413.0	413.6	439.8	401.2	406.2	427.4	402.4	367.8	5141.0	2696.2
Running totals														
FY15	404	910	1426	1918	2381	2782	3251	3648	4093	4520	4961	5333		
FY16	415													
difference	11													

Monthly Requests for Emergency Service

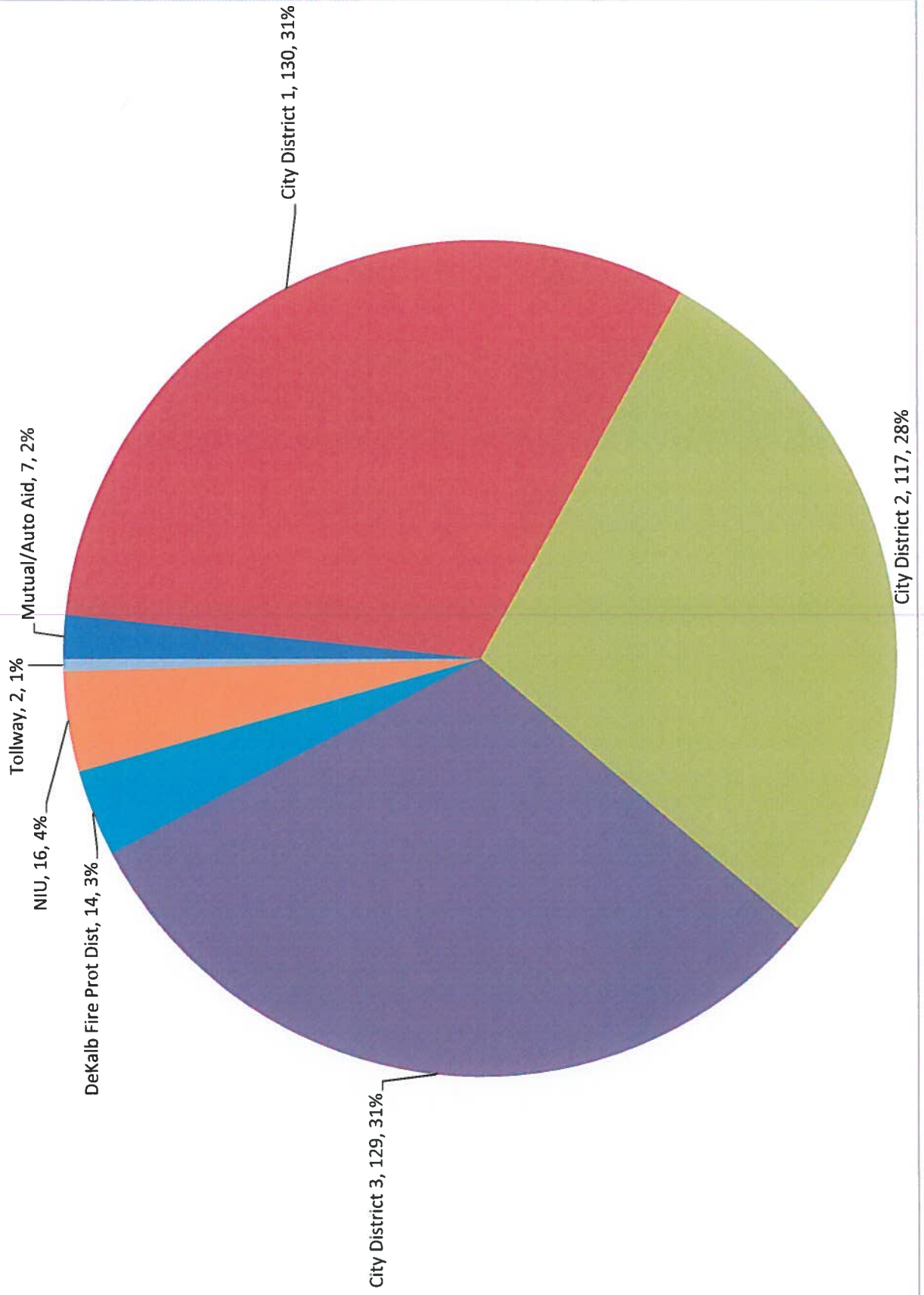
—●— FY14
 —●— FY15
 —■— FY16
 —×— Prev 5 yr. Ave



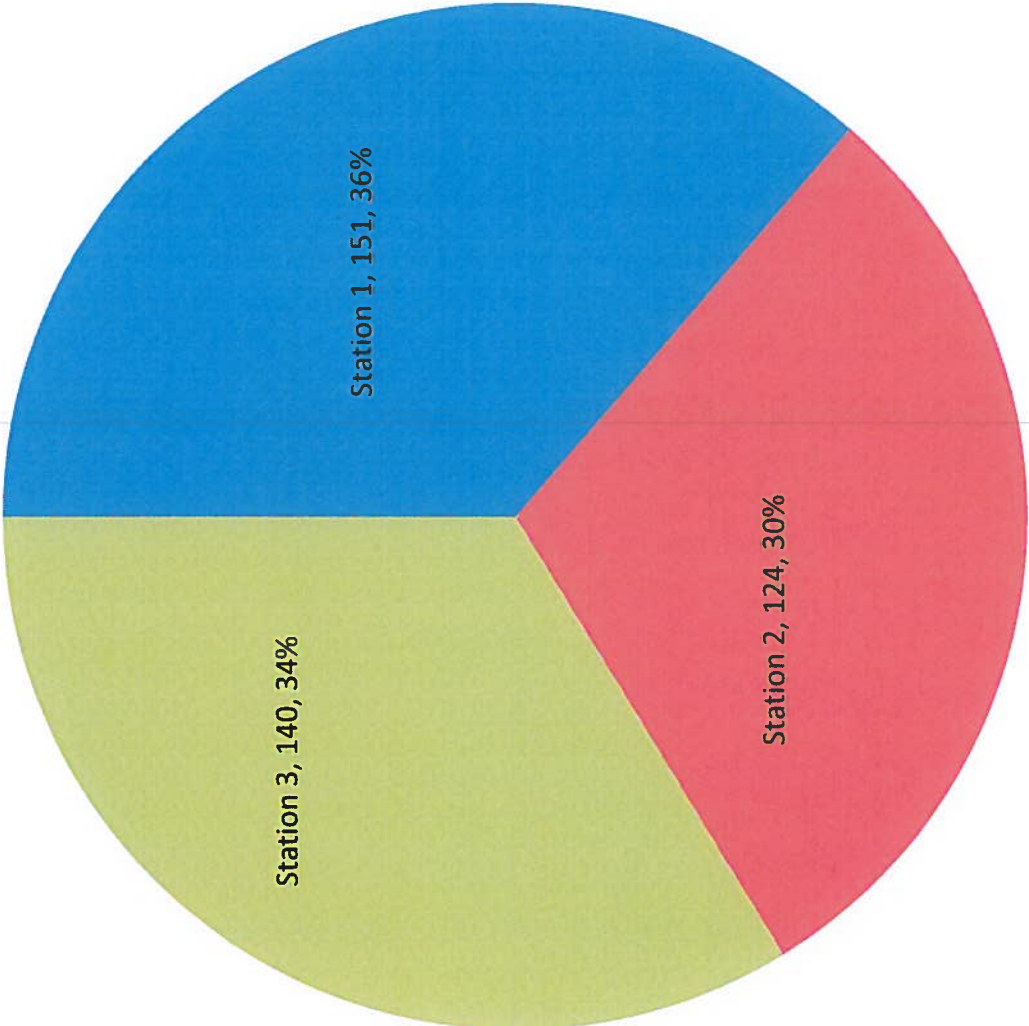


Calls By Incident Type Category

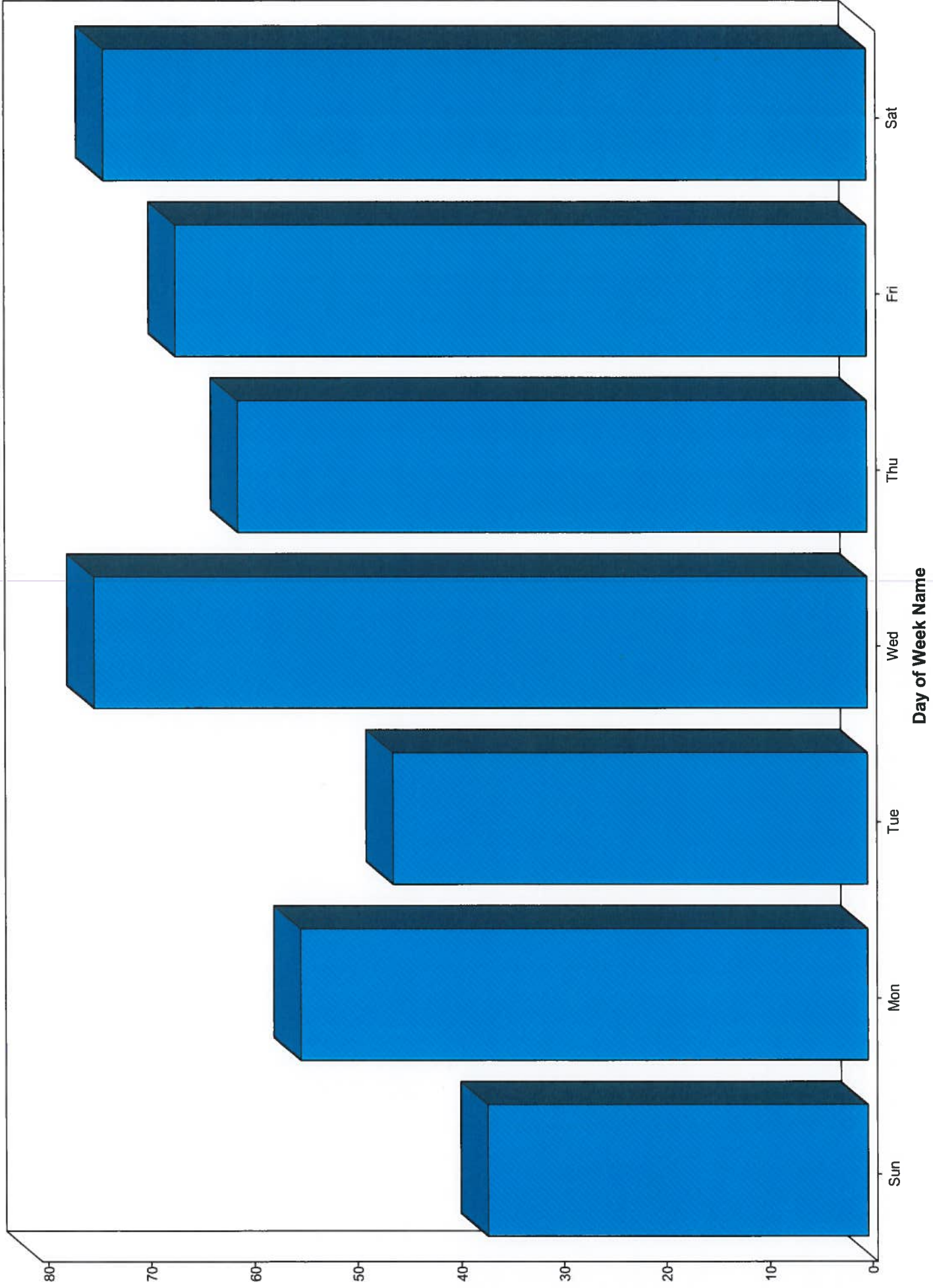
Calls by Response Area



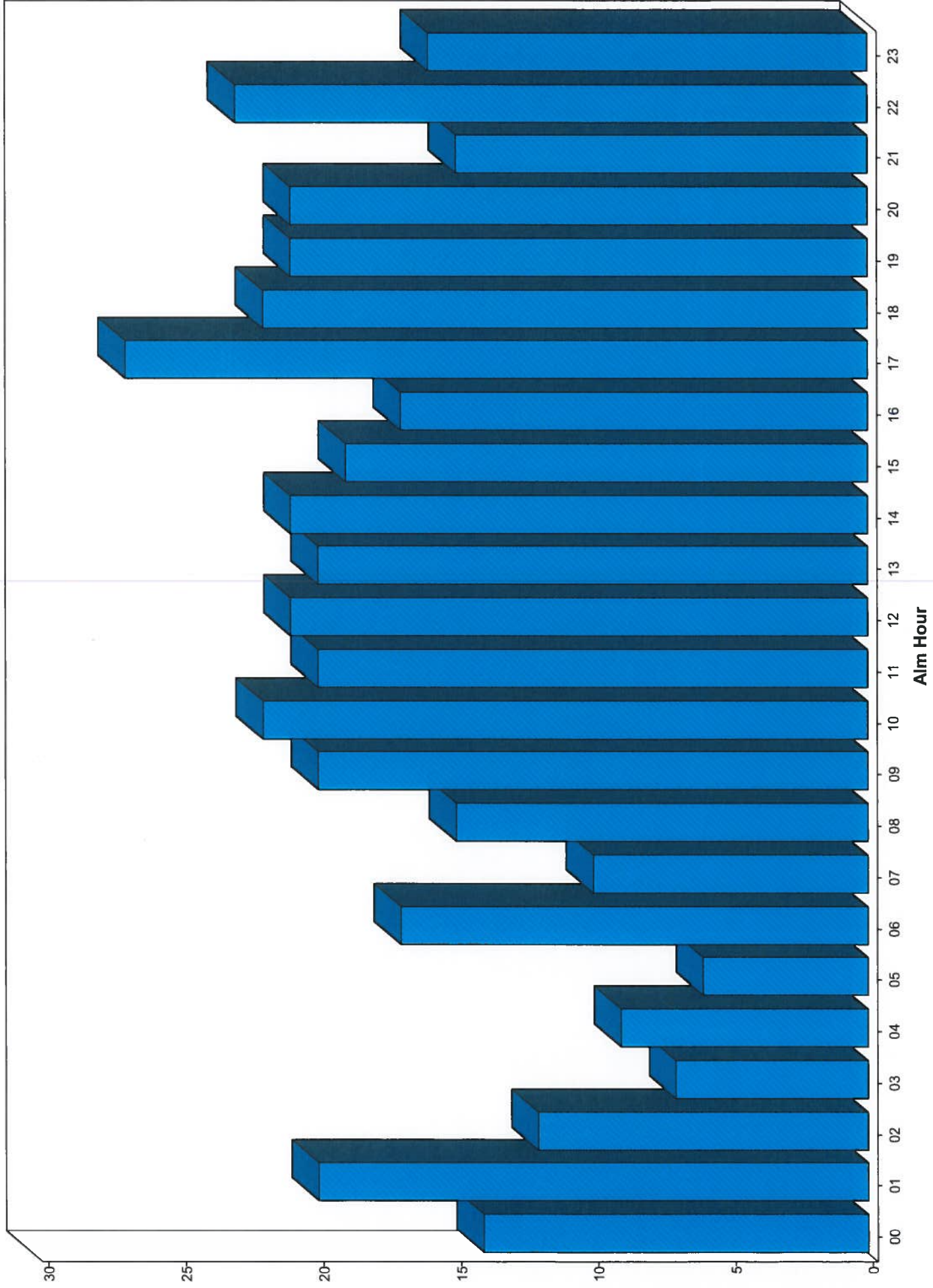
Incident Response by Fire Station



Incident Responses by Day of Week
Alarm Date Between {07/01/2015} And {07/31/2015}



Count of Incidents by Alarm Hour
Alarm Date Between {07/01/2015} And {07/31/2015}



DeKalb Fire Department

Departmental Activity Report

Current Period: 07/01/2015 to 07/31/2015, Prior Period: 07/01/2014 to 07/31/2014

00:00 to 23:59

All Stations

All Shifts

All Units

All Activity Types

Category	Current Period		Prior Period	
	Count	Staff Hrs	Count	Staff Hrs
Departmental Events				
4 Off Locked Day	31	744.00	0	0.00
	31	744.00	0	0.00
Dispatch/Remote Station Incidents*				
EMS Incidents	0	0.00	0	0.00
NFIRS Incidents	0	0.00	0	0.00
	0	0.00	0	0.00
Fire Alarm Situations				
Chemical release, reaction, or toxic	1	13.92	3	15.57
Citizen complaint	1	1.00	0	0.00
Combustible/flammable spills & leaks	4	3.92	1	7.49
Controlled burning	0	0.00	2	1.68
Cover assignment, standby at fire station,	1	10.08	2	36.94
Dispatched and cancelled en route	3	0.56	3	3.64
Electrical wiring/equipment problem	11	54.28	5	13.15
Emergency medical service (EMS) Incident	285	577.57	293	572.22
Excessive heat, scorch burns with no	1	1.36	1	2.08
Explosive, bomb removal	0	0.00	1	2.40
Extrication, rescue	2	1.29	1	0.14
False alarm and false call, Other	0	0.00	2	1.92
Hazardous condition, Other	0	0.00	3	33.30
HazMat release investigation w/no HazMat	0	0.00	3	12.98
Malicious, mischievous false alarm	3	2.52	1	0.68
Medical assist	2	0.90	0	0.00
Mobile property (vehicle) fire	3	18.98	3	10.86
Natural vegetation fire	3	3.08	1	0.52
Outside rubbish fire	9	15.79	5	7.42
Public service assistance	13	94.46	18	45.05
Rescue or EMS standby	4	32.68	3	32.94
Service call, Other	0	0.00	1	4.75
Smoke, odor problem	3	8.26	5	10.61
Special outside fire	1	0.00	0	0.00
Special type of incident, other	0	0.00	1	7.70
Steam, Other gas mistaken for smoke	2	3.65	2	2.18

* Staff hours for Fire Alarm responses that have an associated EMS alarm record are considered shared hours. Shared hours are posted only with the EMS alarm responses to avoid duplication of staff hours in totals.

DeKalb Fire Department
Departmental Activity Report

Current Period: 07/01/2015 to 07/31/2015, Prior Period: 07/01/2014 to 07/31/2014

00:00 to 23:59

All Stations

All Shifts

All Units

All Activity Types

Category	Current Period		Prior Period	
	Count	Staff Hrs	Count	Staff Hrs
Fire Alarm Situations				
Structure Fire	9	55.96	3	8.10
System or detector malfunction	20	26.31	9	16.98
Unauthorized burning	3	5.50	1	0.72
Unintentional system/detector operation	25	32.59	28	33.49
Water problem	0	0.00	1	1.14
Wrong location, no emergency found	4	1.22	2	11.64
	413	965.88	404	898.29
Hydrant Activities				
Flow Tests	0	0.00	0	0.00
Inspections	0	0.00	0	0.00
	0	0.00	0	0.00
Inspection Violations Corrected				
Address numbers.	2		3	
Ceiling clearance.	1		0	
Clearance from ignition sources.	1		0	
Exit sign illumination.	0		3	
Extension cords.	4		1	
General requirements.	6		4	
General.	1		1	
Headroom.	1		0	
Illumination.	1		0	
International Fire Code 904.5.1	2		0	
MC 16.06	0		3	
MC 16.4	0		2	
Means of egress continuity.	3		2	
Motor Fuel Dispensing and Repairs	0		1	
Multiplug adapters.	0		2	
Municipal Code 14.05B	1		0	
Municipal Code 14.13	1		0	
Municipal Code 26.02	0		1	
Municipal Code 28.03	3		4	
National Fire Protection Association	2		2	
National Fire Protection Association 7.9.3	6		5	

* Staff hours for Fire Alarm responses that have an associated EMS alarm record are considered shared hours. Shared hours are posted only with the EMS alarm responses to avoid duplication of staff hours in totals.

DeKalb Fire Department

Departmental Activity Report

Current Period: 07/01/2015 to 07/31/2015, Prior Period: 07/01/2014 to 07/31/2014

00:00 to 23:59

All Stations

All Shifts

All Units

All Activity Types

Category	Current Period		Prior Period	
	Count	Staff Hrs	Count	Staff Hrs
Inspection Violations Corrected				
PM 605.1	2		3	
Posting of occupant load.	1		1	
Property Maintenance 302.1	5		5	
Property Maintenance 304.13	2		0	
Property Maintenance 304.2	0		3	
Property Maintenance 304.3	0		2	
Property Maintenance 305.1	4		3	
Property Maintenance 504.1	3		0	
Required fire protection systems.	0		2	
Securing compressed gas containers,	2		0	
SMOKE DETECTOR.	0		1	
Unapproved conditions.	3		4	
Where required.	1		0	
Working space and clearance.	2		2	
	<u>60</u>		<u>60</u>	

Inspection Violations Discovered				
Address numbers.	3		6	
ANNUNCIATOR.	1		0	
AUDIBLE ALARM NOTIFICATION APPLIANCE.	1		0	
Ceiling clearance.	1		0	
Clearance from ignition sources.	1		3	
Doors.	1		0	
Exit sign illumination.	1		4	
Extension cords.	7		4	
Fire hydrant systems.	1		0	
Floor control valves.	1		0	
General requirements.	9		6	
General.	1		2	
Illumination.	5		0	
Inspection, testing and maintenance.	3		0	
International Fire Code 1011.2 & 1011.1	3		0	
International Fire Code 904.5.1	2		0	
MC 12.01 1 Offensive Odors	1		0	
MC 12.01 10 Storage of Junk	3		0	
MC 13.02 CH 3 SEC 302.8 Motor Vehicles	1		0	

* Staff hours for Fire Alarm responses that have an associated EMS alarm record are considered shared hours. Shared hours are posted only with the EMS alarm responses to avoid duplication of staff hours in totals.

DeKalb Fire Department

Departmental Activity Report

Current Period: 07/01/2015 to 07/31/2015, Prior Period: 07/01/2014 to 07/31/2014

00:00 to 23:59

All Stations

All Shifts

All Units

All Activity Types

Category	Current Period		Prior Period	
	Count	Staff Hrs	Count	Staff Hrs
Inspection Violations Discovered				
MC 13.02 CH3 SEC 302.1 Sanitation	1		0	
MC 13.02 CH3 SEC 302.4 Weeds	7		0	
MC 13.02 CH3 SEC 302.5 Rodent Harborage	1		0	
MC 13.02 CH3 SEC 304.10 Stairways, Decks,	1		0	
MC 13.02 CH3 SEC 304.15 Doors	1		0	
MC 13.02 CH3 SEC 304.2 Protective	1		0	
MC 13.02 CH3 Sec 304.3 Premises	1		0	
MC 13.02 CH3 SEC 304.9 Overhang Extensions	1		0	
MC 13.02 CH3 SEC 307.1 Accumulation of	5		0	
MC 13.02 CH3 SEC 307.2.1 Rubbish Storage	1		0	
MC 15.03 D Refuse Containers	1		0	
MC 16.05 B	1		2	
MC 16.05 F	0		2	
MC 16.06	0		4	
MC 16.4	1		2	
MC 25	1		0	
Means of egress continuity.	1		5	
Motor Fuel Dispensing and Repairs	0		2	
Multiplug adapters.	3		2	
Municipal Code 26.02	2		0	
Municipal Code 28.03	7		7	
Municipal Code 29	3		2	
National Fire Protection Association	3		0	
National Fire Protection Association 7.9.3	5		9	
NFPA 80 2-8.5.2	0		2	
Obstructions.	2		2	
Office of State Fire Marshal	1		0	
Performance of system.	3		0	
PM 605.1	3		2	
Posting of occupant load.	3		2	
Property Maintenance 302.1	2		14	
Property Maintenance 304.13	1		2	
Property Maintenance 304.2	2		8	
Property Maintenance 304.3	0		2	
Property Maintenance 305.1	4		13	
Property Maintenance 402.2	3		0	

* Staff hours for Fire Alarm responses that have an associated EMS alarm record are considered shared hours. Shared hours are posted only with the EMS alarm responses to avoid duplication of staff hours in totals.

DeKalb Fire Department

Departmental Activity Report

Current Period: 07/01/2015 to 07/31/2015, Prior Period: 07/01/2014 to 07/31/2014

00:00 to 23:59

All Stations

All Shifts

All Units

All Activity Types

Category	Current Period		Prior Period	
	Count	Staff Hrs	Count	Staff Hrs
Inspection Violations Discovered				
Property Maintenance 504.1	4		2	
Property Maintenance 703.2	1		0	
Property Maintenance 704.1 & IFC 907.20.5	3		0	
Required fire protection systems.	4		2	
Securing compressed gas containers,	4		4	
SMOKE DETECTOR.	1		1	
Specifications.	1		0	
Storage in buildings.	2		0	
Storage.	2		2	
Unapproved conditions.	2		3	
Unified Development Ordinance 12.03	1		0	
Water supplies.	1		0	
Where required new buildings and	1		0	
Where required.	1		0	
Working space and clearance.	4		3	
	<u>150</u>		<u>126</u>	

Non-Incident Activities

Acting Shift Commander Early Arrival	0	0.00	1	24.00
Bereavement	2	48.00	0	0.00
Buildings and Grounds	35	140.25	28	39.43
Communications Activities	3	0.85	4	0.98
Community Event	12	10.64	0	0.00
Convocation Center Events	2	10.50	2	17.00
Equipment Preperation	8	18.00	19	45.50
Excused	4	12.00	3	21.00
EXTINGUISHER TRAINING	10	33.50	0	0.00
Fill-in	35	286.00	54	487.28
Fire Investigation	2	9.00	0	0.00
Illness - Family	3	38.88	12	271.00
Illness - Self	13	309.00	7	168.00
Inspection Activities	112	776.22	70	772.50
Kelly Day	86	2,064.00	87	2,088.00
MEETING	25	22.00	7	11.00
Off Duty Injury	0	0.00	2	48.00
On Duty	459	10,882.12	470	11,181.25

* Staff hours for Fire Alarm responses that have an associated EMS alarm record are considered shared hours. Shared hours are posted only with the EMS alarm responses to avoid duplication of staff hours in totals.

DeKalb Fire Department

Departmental Activity Report

Current Period: 07/01/2015 to 07/31/2015, Prior Period: 07/01/2014 to 07/31/2014

00:00 to 23:59

All Stations

All Shifts

All Units

All Activity Types

Category	Current Period		Prior Period	
	Count	Staff Hrs	Count	Staff Hrs
Non-Incident Activities				
PARADE	0	0.00	5	5.00
Pub Ed Event	3	9.00	29	39.50
PUB ED VISIT - NOT AT A STATION	17	23.00	22	36.50
Restricted Duty - Light Duty	0	0.00	6	144.00
TOUR OF STATION	3	4.00	0	0.00
Trade Kelly Off	3	72.00	2	48.00
Trade Kelly On	3	72.00	2	48.00
Trade Time Off	53	1,166.00	52	1,125.00
Trade Time On	53	1,156.00	70	1,533.00
Vacation	159	3,816.00	161	3,864.00
Vehicle Maintenance	16	16.00	22	33.50
Work Comp	9	216.00	4	73.75
	1,130	21,210.96	1,141	22,125.19
Occupancy Inspections/Activities				
Annual Pre-plan Walkthrough	5	3.59	0	0.00
Fire Drill	0	0.00	1	0.75
INSPECTION - Commercial Building	23	8.03	0	0.00
Inspection - Final Occupancy	2	0.28	4	3.50
INSPECTION - Fire Protection	0	0.00	1	1.00
INSPECTION - Fire Suppression System Test	1	0.02	0	0.00
INSPECTION - License - Fire and Safety	9	2.43	7	3.25
INSPECTION - License - Gas Station	4	0.64	18	13.25
INSPECTION - License - Hotel/Motel	1	2.25	0	0.00
INSPECTION - Outside Property Maintenance	10	4.03	0	0.00
INSPECTION - Special	1	0.04	2	1.00
LEGAL - FOIA	2	6.67	0	0.00
REFERRAL/COMPLAINT - Fire FLS Checklist	1	3.11	0	0.00
REFERRAL/COMPLAINT - Fire RH Checklist	0	0.00	3	5.75
REFERRAL/COMPLAINT - Other	0	0.00	1	0.50
REFERRAL/COMPLAINT - Other FLS Checklist	2	0.52	1	1.00
Test - Alarm System	2	0.12	0	0.00
Test - Alarm System - performed by Vendor	0	0.00	1	1.00
Test - Fire Suppression System	3	0.14	0	0.00
	66	31.87	39	31.00

* Staff hours for Fire Alarm responses that have an associated EMS alarm record are considered shared hours. Shared hours are posted only with the EMS alarm responses to avoid duplication of staff hours in totals.

DeKalb Fire Department

Departmental Activity Report

Current Period: 07/01/2015 to 07/31/2015, Prior Period: 07/01/2014 to 07/31/2014

00:00 to 23:59

All Stations

All Shifts

All Units

All Activity Types

Category	Current Period		Prior Period	
	Count	Staff Hrs	Count	Staff Hrs
Permits Issued				
Fireworks - Conduct Display	0		1	
	<u>0</u>		<u>1</u>	
Testing/Maintenance of Equipment				
Electrical Repair	0	0.00	1	8.50
General Maintenance	1	0.00	1	1.00
Heat/Coolant Repair	1	0.00	0	0.00
Light/Bulb Replacement	0	0.00	1	0.50
Oil Change	0	0.00	2	3.00
On Call Chief	0	0.00	21	144.00
Tire Repair/Replacement	0	0.00	1	3.00
	<u>2</u>	<u>0.00</u>	<u>27</u>	<u>160.00</u>
Training				
ADMINISTRATION	4	12.00	0	0.00
APPARATUS CHECKS	339	392.16	362	358.75
Building Tour/Familiarization	49	65.00	2	2.00
BUILDING/INSPECTION FIRE PREVENTION	5	7.50	0	0.00
Emergency Medical Services	45	90.00	48	109.00
FIRE TRAINING	78	143.25	159	680.92
HAZARDOUS MATERIALS	2	2.00	50	98.25
LADDER AND PUMP OPERATIONS	4	4.00	0	0.00
NON-EMERGENCY DRIVING	158	149.25	145	168.53
PERSONAL PROTECTIVE EQUIPMENT INSPECTION	34	16.00	0	0.00
PHYSICAL FITNESS TRAINING	118	148.08	153	277.34
PRE-PLANNING	5	5.00	0	0.00
PUMP OPERATIONS ON ENGINES	4	5.00	7	7.50
SCBA INSPECTION	335	144.25	369	173.80
Shift 2 Captain Training	9	19.00	0	0.00
	<u>1,189</u>	<u>1,202.49</u>	<u>1,295</u>	<u>1,876.09</u>

* Staff hours for Fire Alarm responses that have an associated EMS alarm record are considered shared hours. Shared hours are posted only with the EMS alarm responses to avoid duplication of staff hours in totals.