



200 South Fourth Street  
DeKalb, Illinois 60115  
815.748.2000 • [cityofdekalb.com](http://cityofdekalb.com)

---

---

## **Reports and Statistics**

### **September 2015**

#### **DeKalb Fire Department**

700 Pine Street  
DeKalb, Illinois 60115

815.748.8460 phone  
815.748.8497 fax

[www.cityofdekalb.com/DFD.htm](http://www.cityofdekalb.com/DFD.htm)  
[www.facebook.com/dekalbfire](http://www.facebook.com/dekalbfire)

**DeKalb Fire Department  
September 2015 Overtime Comparison  
to 2014**

**September 2015**

	<u>Hours</u>	<u>Average OT Rate</u>	<u>Average Dollars</u>
Acting Pay	195.75	\$ 3.211	\$ 628.53
Admin	68.75	\$ 47.727	\$ 3,281.23
AM Person Needs	-	\$ 47.727	\$ -
Early Arrival	14.00	\$ 47.727	\$ 668.18
EMS	7.00	\$ 47.727	\$ 334.09
Fill In	118.00	\$ 47.727	\$ 5,631.79
Fire	19.25	\$ 47.727	\$ 918.74
Fire Investigation	-	\$ 47.727	\$ -
Fire Prevention	-	\$ 47.727	\$ -
Haz Mat	-	\$ 47.727	\$ -
Holdover	31.25	\$ 47.727	\$ 1,491.47
Pub Ed	2.75	\$ 32.000	\$ 88.00
Radio	-	\$ 32.000	\$ -
Recalls	99.50	\$ 47.727	\$ 4,748.84
Safety	-	\$ 47.727	\$ -
SCBA	-	\$ 32.000	\$ -
Special Event	167.25	\$ 39.000	\$ 6,522.75
TRT	2.25	\$ 47.727	\$ 107.39
Vehicles	15.50	\$ 40.000	\$ 620.00
<b>Totals</b>	<b>741.25</b>		<b>\$ 25,041.00</b>

**September 2014**

	<u>Hours</u>	<u>Using FY16 OT Rate for Direct Comparison of Dollars</u>	<u>Average Dollars</u>
Acting Pay	336.50	\$ 3.211	\$ 1,080.47
Admin	3.50	\$ 47.727	\$ 167.04
AM Personnel	-	\$ 47.727	\$ -
Early Arrival	14.00	\$ 56.537	\$ 791.52
EMS	-	\$ 47.727	\$ -
Fill In	122.25	\$ 47.727	\$ 5,834.63
Fire	2.00	\$ 47.727	\$ 95.45
Fire Investigation	-	\$ 47.727	\$ -
Fire Prevention	-	\$ 47.727	\$ -
Haz Mat	83.75	\$ 47.727	\$ 3,997.14
Holdover	18.75	\$ 47.727	\$ 894.88
Pub Ed	3.00	\$ 32.000	\$ 96.00
Radio	-	\$ 32.000	\$ -
Recalls	119.50	\$ 47.727	\$ 5,703.38
Safety	-	\$ 47.727	\$ -
SCBA	-	\$ 32.000	\$ -
Special Event	69.50	\$ 39.000	\$ 2,710.50
TRT	-	\$ 47.727	\$ -
Vehicles	5.50	\$ 40.000	\$ 220.00
<b>Totals</b>	<b>778.25</b>		<b>\$ 21,591.01</b>

**DeKalb Fire Department  
September 2015 Time Off Comparison  
to 2014**

**September 2015**

	<u>Average Hourly</u>		
	<u>Hours</u>	<u>Rate</u>	<u>Average Dollars</u>
Admin Leave	0	31.818	\$ -
Bereavement	12	31.818	\$ 381.82
Comp Used	0	31.818	\$ -
Excused	2.00	31.818	\$ 63.64
Illness - Family	50.00	31.818	\$ 1,590.90
Illness - Self	207.25	31.818	\$ 6,594.28
Illness - Long Term	-	31.818	\$ -
Kelly Day	960.00	31.818	\$ 30,545.28
Suspension	-	31.818	\$ -
Light Duty	-	31.818	\$ -
Off Duty Injury	-	31.818	\$ -
Unpaid Leave	-	31.818	\$ -
Vacation	1,704.00	31.818	\$ 54,217.87
Work Comp	264.00	31.818	\$ 8,399.95
<b>Totals</b>	<b>3,199.25</b>		<b>\$ 101,793.74</b>

**September 2014**

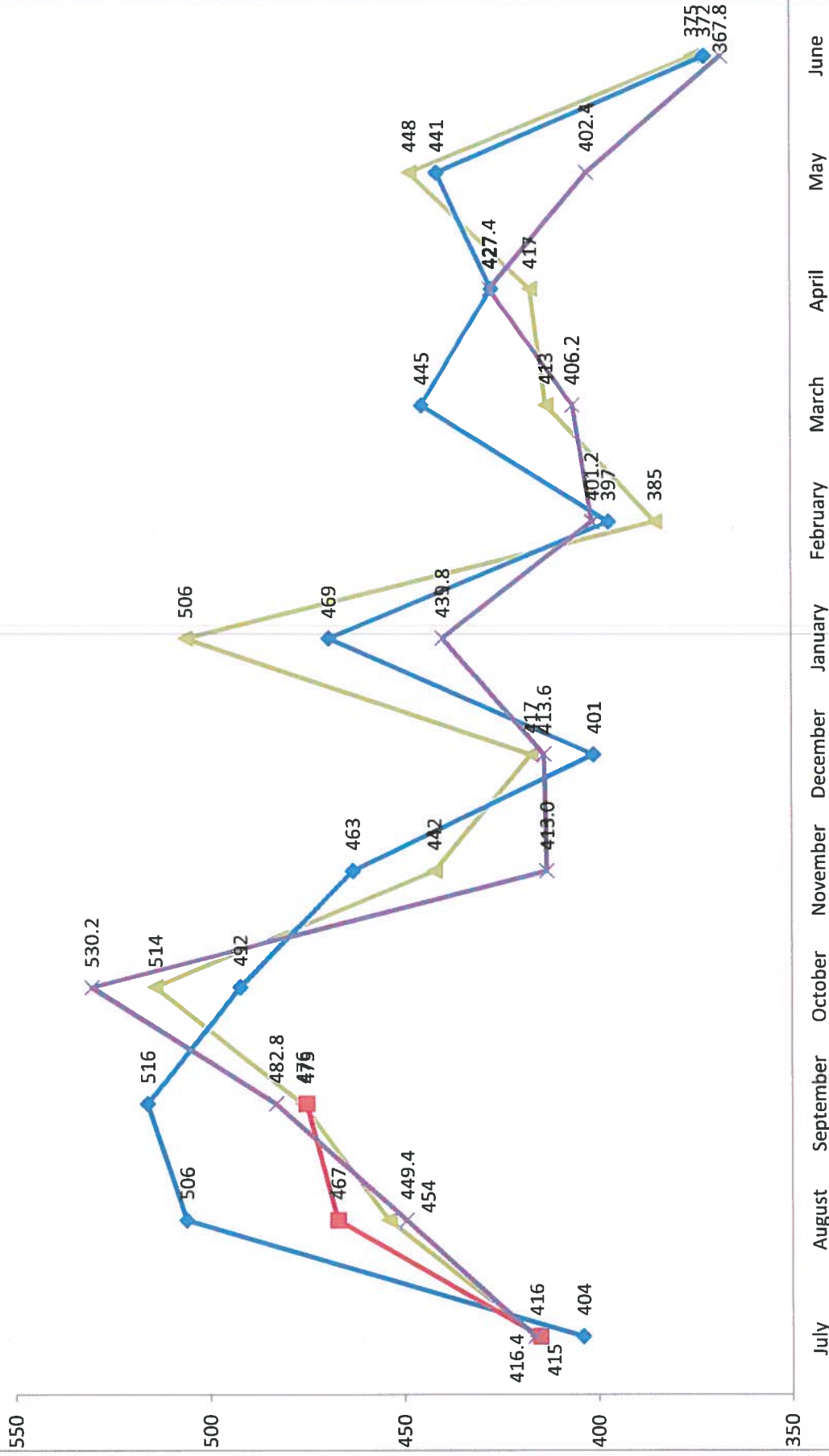
	<u>Using FY16 Hourly Rate for Direct Comparison of</u>		
	<u>Hours</u>	<u>Dollars</u>	<u>Average Dollars</u>
Admin Leave	0	31.818	0
Bereavement	0	31.818	\$ -
Comp Used	0	31.818	\$ -
Excused	72.00	31.818	\$ 2,290.90
Illness - Family	249.00	31.818	\$ 7,922.68
Illness - Self	114.50	31.818	\$ 3,643.16
Kelly Day	960.00	31.818	\$ 30,545.28
Light Duty	-	31.818	\$ -
Off Duty Injury	-	31.818	\$ -
Unpaid Leave	-	31.818	\$ -
Vacation	1,368.00	31.818	\$ 43,527.02
Work Comp	-	31.818	\$ -
<b>Totals</b>	<b>2,763.50</b>		<b>\$ 87,929.04</b>

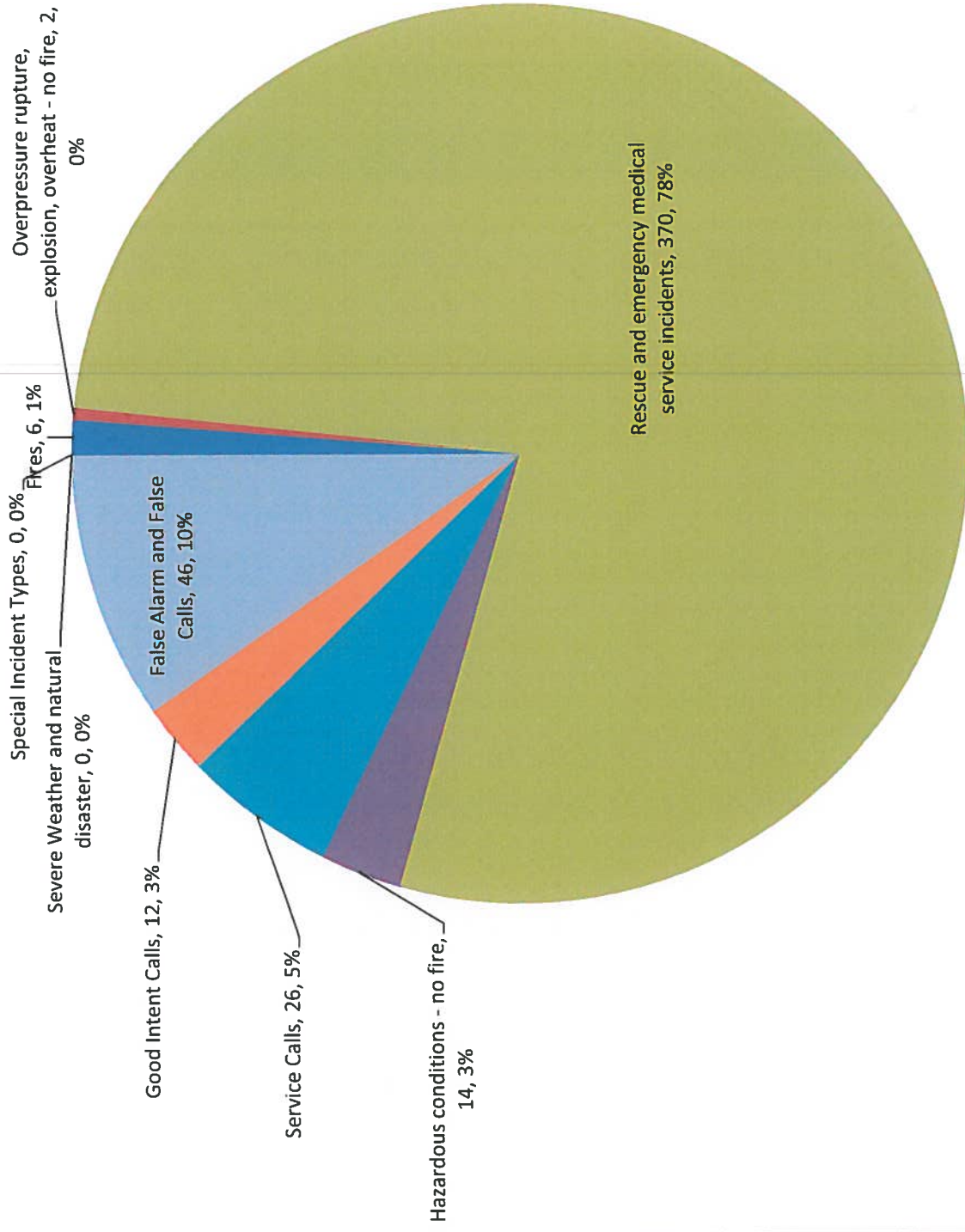
## Monthly Requests for Emergency Service

	<u>July</u>	<u>August</u>	<u>September</u>	<u>October</u>	<u>November</u>	<u>December</u>	<u>January</u>	<u>February</u>	<u>March</u>	<u>April</u>	<u>May</u>	<u>June</u>	<u>totals</u>	<u>mid-year</u>
FY95	191	293	254	277	261	253	219	240	204	269	221	201	2883	1529
FY96	258	267	261	279	264	231	235	246	245	243	205	210	2944	1560
FY97	296	287	296	286	257	236	265	213	200	251	225	252	3064	1658
FY98	252	263	279	308	267	223	256	223	264	285	610	247	3477	1592
FY99	264	312	322	371	278	276	289	242	272	273	279	289	3467	1823
FY00	317	312	320	351	234	248	267	273	254	269	291	232	3368	1782
FY01	233	311	351	303	268	256	284	298	277	277	257	298	3413	1722
FY02	320	291	339	344	309	268	270	245	269	331	269	242	3497	1871
FY03	274	363	350	348	314	279	319	305	335	327	291	244	3749	1928
FY04	285	327	335	345	330	245	318	318	277	345	328	281	3734	1867
FY05	264	335	384	416	330	329	320	331	378	343	328	351	4109	2058
FY06	280	353	377	401	377	317	366	315	353	394	329	305	4167	2105
FY07	371	365	458	448	357	342	367	407	415	406	356	368	4660	2341
FY08	388	500	481	460	420	395	384	443	419	348	381	358	4977	2644
FY09	393	471	473	500	427	451	433	377	369	432	338	320	4984	2715
FY10	358	444	481	471	398	438	444	397	375	408	354	358	4926	2590
FY11	384	450	470	593	383	412	390	438	386	416	394	344	5060	2692
FY12	431	446	480	580	441	360	429	387	451	414	403	398	5220	2738
FY13	447	453	507	493	401	441	430	399	406	482	413	364	5236	2742
FY14	416	454	476	514	442	417	506	385	413	417	448	375	5263	2719
FY15	404	506	516	492	463	401	469	397	445	427	441	372	5333	4961
FY16	415	467	475											
Prev 5 yr. ,	416.4	449.4	482.8	530.2	413.0	413.6	439.8	401.2	406.2	427.4	402.4	367.8	5141.0	2696.2
<b>Running totals</b>														
FY15	<b>404</b>	<b>910</b>	<b>1426</b>	<b>1918</b>	<b>2381</b>	<b>2782</b>	<b>3251</b>	<b>3648</b>	<b>4093</b>	<b>4520</b>	<b>4961</b>	<b>5333</b>		
FY16	<b>415</b>	<b>882</b>	<b>1357</b>											
difference	11	-28	-69											

# Monthly Requests for Emergency Service

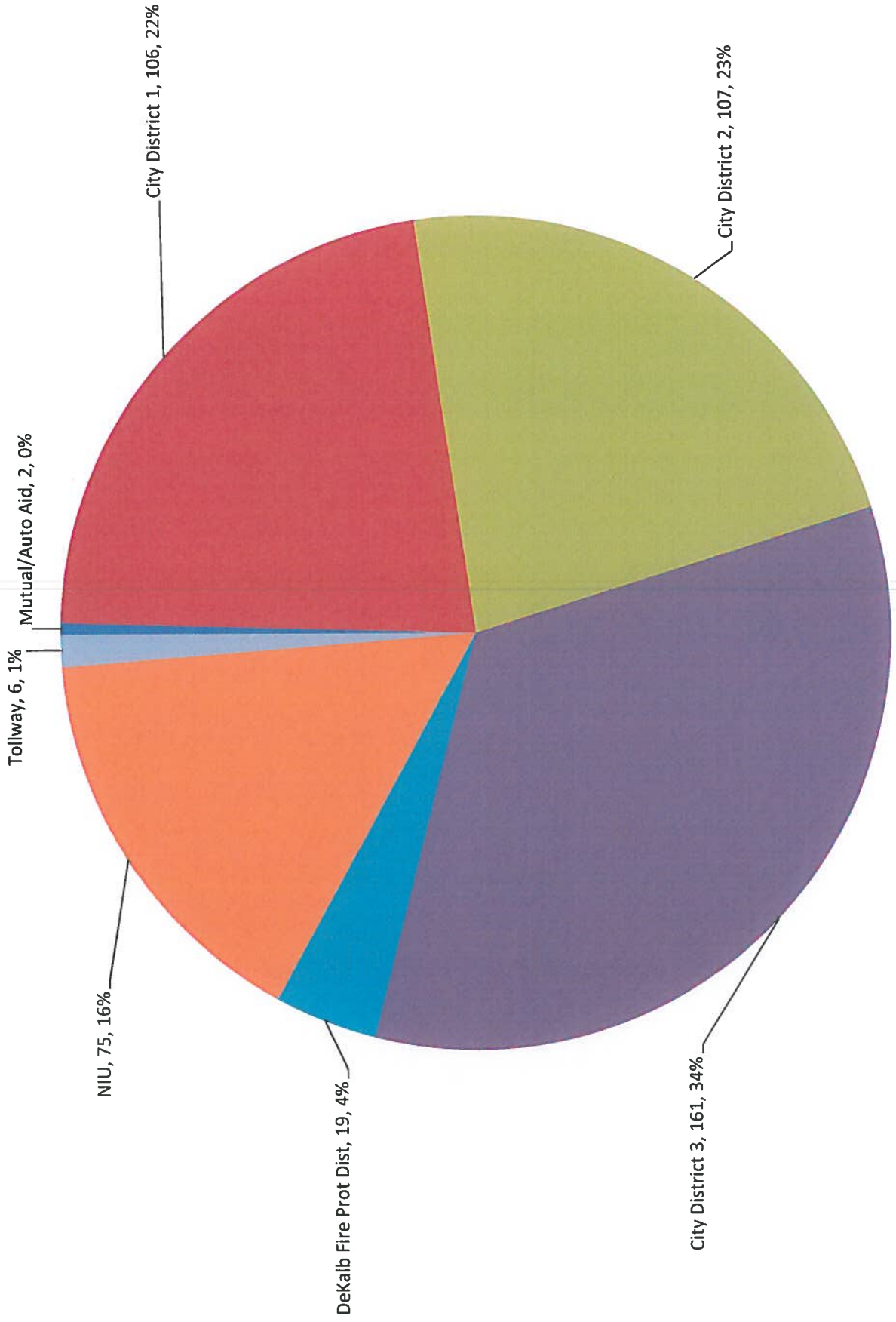
— FY14 — FY15 — FY16 — Prev 5 yr. Ave



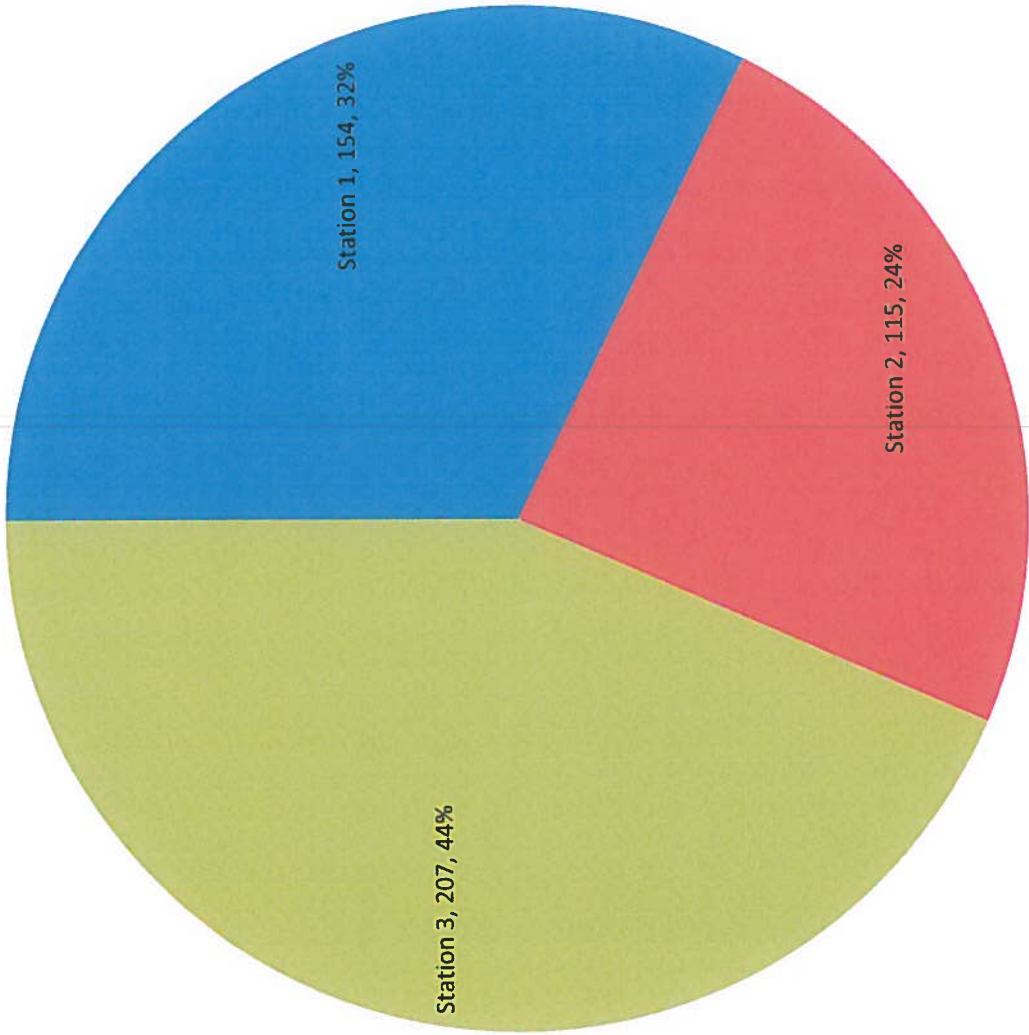


**Calls By Incident Type Category**

# Calls by Response Area




# Incident Response by Fire Station

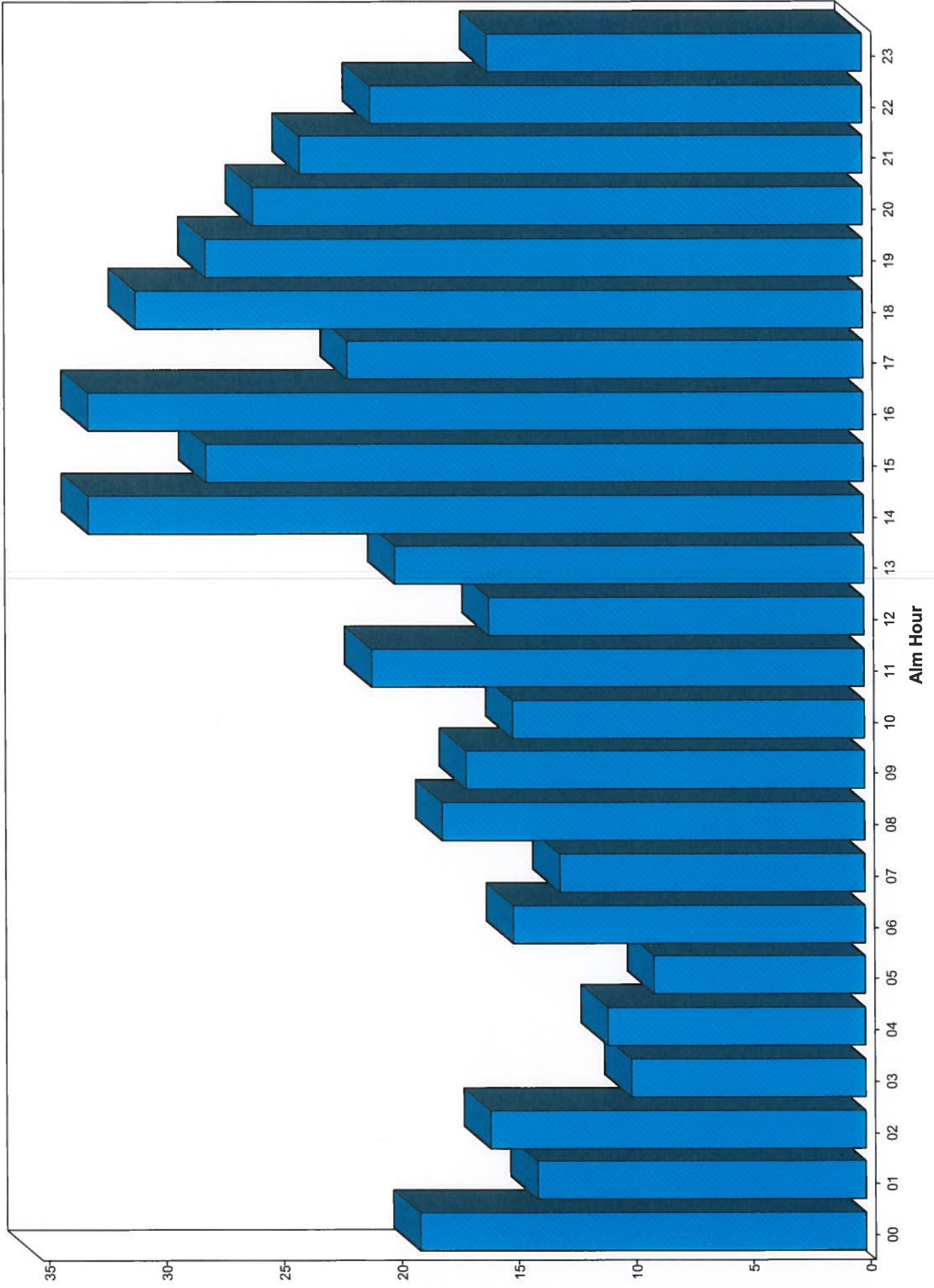




Incident Responses by Day of Week  
Alarm Date Between {09/01/2015} And {09/30/2015}



Count of Incidents by Alarm Hour  
Alarm Date Between {09/01/2015} And {09/30/2015}



**DeKalb Fire Department**  
**Departmental Activity Report**

Current Period: 09/01/2015 to 09/30/2015, Prior Period: 09/01/2014 to 09/30/2014

00:00 to 23:59

All Stations

All Shifts

All Units

All Activity Types

Category	Current Period		Prior Period	
	Count	Staff Hrs	Count	Staff Hrs
<b>Departmental Events</b>				
4 Off Locked Day	16	384.00	0	0.00
	16	384.00	0	0.00
<b>Dispatch/Remote Station Incidents*</b>				
EMS Incidents	0	0.00	0	0.00
NFIRS Incidents	0	0.00	0	0.00
	0	0.00	0	0.00
<b>Fire Alarm Situations</b>				
Accident, potential accident	0	0.00	1	5.53
Chemical release, reaction, or toxic	4	12.11	1	2.96
Citizen complaint	0	0.00	1	0.03
Combustible/flammable spills & leaks	3	8.16	3	6.80
Controlled burning	0	0.00	4	10.89
Cover assignment, standby at fire station,	0	0.00	1	0.00
Dispatched and cancelled en route	5	1.31	4	0.67
Electrical wiring/equipment problem	7	44.58	4	25.85
Emergency medical service (EMS) Incident	362	717.10	391	920.29
Excessive heat, scorch burns with no	2	28.17	1	2.80
Extrication, rescue	1	0.54	2	21.95
HazMat release investigation w/no HazMat	5	10.86	0	0.00
Malicious, mischievous false alarm	1	0.72	1	1.48
Mobile property (vehicle) fire	2	6.26	2	9.50
Natural vegetation fire	2	1.80	0	0.00
Outside rubbish fire	1	1.24	4	4.40
Public service assistance	15	16.58	11	52.64
Rescue or EMS standby	6	102.61	1	39.88
Smoke, odor problem	8	25.12	1	3.94
Special type of incident, other	0	0.00	3	139.09
Steam, Other gas mistaken for smoke	1	0.96	3	8.61
Structure Fire	1	1.68	11	110.13
System or detector malfunction	19	24.95	22	31.72
Unauthorized burning	2	1.82	4	3.45
Unintentional system/detector operation	26	34.94	35	43.56
Water problem	1	1.56	1	0.78

\* Staff hours for Fire Alarm responses that have an associated EMS alarm record are considered shared hours. Shared hours are posted only with the EMS alarm responses to avoid duplication of staff hours in totals.

# DeKalb Fire Department

## Departmental Activity Report

Current Period: 09/01/2015 to 09/30/2015, Prior Period: 09/01/2014 to 09/30/2014

00:00 to 23:59

All Stations

All Shifts

All Units

All Activity Types

Category	Current Period		Prior Period	
	Count	Staff Hrs	Count	Staff Hrs
<b>Fire Alarm Situations</b>				
Wrong location, no emergency found	1	1.36	4	2.45
	475	1,044.43	516	1,449.40
<b>Hydrant Activities</b>				
Flow Tests	0	0.00	0	0.00
Inspections	0	0.00	0	0.00
	0	0.00	0	0.00
<b>Inspection Violations Corrected</b>				
AUDIBLE ALARM NOTIFICATION APPLIANCE.	2		0	
Extension cords.	2		2	
General requirements.	6		0	
Illumination.	2		0	
Inspection, testing and maintenance.	2		0	
International Fire Code 605.4	1		0	
International Fire Code 605.5	1		0	
International Fire Code 605.6	1		0	
MC 12.01 10 Storage of Junk	1		0	
MC 13.02 CH3 SEC 302.4 Weeds	1		0	
MC 13.02 CH3 Sec 304.3 Premises	1		0	
Means of egress continuity.	0		2	
Municipal Code	0		2	
Municipal Code 14.03	1		0	
Municipal Code 14.05B	0		10	
Municipal Code 14.11	2		0	
Municipal Code 14.20b	1		0	
Municipal Code 24.11	3		0	
Municipal Code 28.03	5		5	
Municipal Code 43.03	1		0	
Municipal Code 51.18-5	2		0	
National Fire Protection Association 7.9.3	2		2	
Posting of occupant load.	1		0	
Property Maintenance 302.1	3		1	
Property Maintenance 304.2	4		1	
Property Maintenance 305.1	3		1	

\* Staff hours for Fire Alarm responses that have an associated EMS alarm record are considered shared hours. Shared hours are posted only with the EMS alarm responses to avoid duplication of staff hours in totals.

**DeKalb Fire Department**

**Departmental Activity Report**

Current Period: 09/01/2015 to 09/30/2015, Prior Period: 09/01/2014 to 09/30/2014

00:00 to 23:59

All Stations

All Shifts

All Units

All Activity Types

Category	Current Period		Prior Period	
	Count	Staff Hrs	Count	Staff Hrs
<b>Inspection Violations Corrected</b>				
Property Maintenance 403.5	1		0	
Property Maintenance 504.1	4		0	
Property Maintenance 605.1	3		0	
Property Maintenance 703.2	1		0	
Securing compressed gas containers, Storage.	1		0	
	0		1	
Unapproved conditions.	2		0	
Unobstructed and unobscured. Where required.	2		0	
	1		0	
Working space and clearance.	0		2	
	<u>63</u>		<u>29</u>	

<b>Inspection Violations Discovered</b>				
Address numbers.	1		0	
ANNUNCIATOR.	1		0	
AUDIBLE ALARM NOTIFICATION APPLIANCE.	2		0	
Exit sign illumination.	1		4	
Extension cords.	3		0	
Fire escape stairs.	14		0	
General requirements.	5		0	
General.	1		0	
Hangers and brackets.	1		0	
Illumination required.	5		0	
Illumination.	3		0	
Inspection, testing and maintenance.	1		0	
International Fire Code 1011.2 & 1011.1	2		0	
International Fire Code 308.3.1	1		0	
International Fire Code 308.3.1.1	1		0	
International Fire CODE 605.31	1		0	
International Fire Code 605.4	12		8	
International Fire Code 605.5	17		14	
International Fire Code 605.6	8		2	
International Fire Code 805.1	8		4	
International Fire Code 904.5.1	0		4	
Knox Box Required	4		0	
MC 12.01 10 Storage of Junk	1		0	

\* Staff hours for Fire Alarm responses that have an associated EMS alarm record are considered shared hours. Shared hours are posted only with the EMS alarm responses to avoid duplication of staff hours in totals.

**DeKalb Fire Department**  
**Departmental Activity Report**

Current Period: 09/01/2015 to 09/30/2015, Prior Period: 09/01/2014 to 09/30/2014

00:00 to 23:59

All Stations

All Shifts

All Units

All Activity Types

Category	Current Period		Prior Period	
	Count	Staff Hrs	Count	Staff Hrs
<b>Inspection Violations Discovered</b>				
MC 13.02 CH3 SEC 302.12 Declared Nuisances	1		0	
MC 13.02 CH3 SEC 304.2 Protective	1		0	
MC 13.02 CH3 SEC 307.2.2 Refrigerators	1		0	
MC6.02 Obstructing Street Alleys Sidewalks	1		0	
MC6.27e Building Numbers	1		0	
Means of egress continuity.	2		0	
Municipal Code	2		4	
Municipal Code 12.01-10	1		0	
Municipal Code 14.03	12		6	
Municipal Code 14.03.5D	2		2	
Municipal Code 14.05B	4		15	
Municipal Code 14.11	2		0	
Municipal Code 14.13	11		6	
Municipal Code 14.14	1		2	
Municipal Code 14.20 B	3		0	
Municipal Code 14.20b	10		2	
Municipal Code 14.2a	15		4	
Municipal Code 24.09	3		0	
Municipal Code 24.10b	24		24	
Municipal Code 24.11	15		19	
Municipal Code 25	1		0	
Municipal Code 26.02	1		2	
Municipal Code 28.03	15		6	
Municipal Code 29	2		4	
Municipal Code 51.18-5	2		0	
National Fire Protection Association	3		4	
National Fire Protection Association 7.9.3	22		17	
NFPA 80 2-8.5.2	4		4	
NFPA 96 11-4.12 & .13	0		2	
Obstructions.	11		0	
Office of State Fire Marshal	7		2	
Performance of system.	0		2	
PM 605.1	1		0	
Posting of occupant load.	1		0	
Property Maintenance 302.1	37		21	
Property Maintenance 304.13	18		4	

\* Staff hours for Fire Alarm responses that have an associated EMS alarm record are considered shared hours. Shared hours are posted only with the EMS alarm responses to avoid duplication of staff hours in totals.

# DeKalb Fire Department

## Departmental Activity Report

Current Period: 09/01/2015 to 09/30/2015, Prior Period: 09/01/2014 to 09/30/2014

00:00 to 23:59

All Stations

All Shifts

All Units

All Activity Types

Category	Current Period		Prior Period	
	Count	Staff Hrs	Count	Staff Hrs
<b>Inspection Violations Discovered</b>				
Property Maintenance 304.14	21		14	
Property Maintenance 304.15	11		6	
Property Maintenance 304.2	15		5	
Property Maintenance 304.3	3		0	
Property Maintenance 305.1	38		30	
Property Maintenance 402.2	3		0	
Property Maintenance 403.5	4		3	
Property Maintenance 504.1	18		17	
Property Maintenance 605.1	29		35	
Property Maintenance 703.2	15		12	
Property Maintenance 704.1 & IFC 907.20.5	1		2	
Securing compressed gas containers, Storage.	1		0	
Unapproved conditions.	2		0	
Where required new buildings and Where required.	3		0	
Working space and clearance.	2		0	
	2		2	
	1		0	
	499		314	
<b>Non-Incident Activities</b>				
Bereavement	1	11.50	0	0.00
Buildings and Grounds	10	15.00	6	7.75
Change America flag status	1	0.25	0	0.00
Communications Activities	6	1.34	7	8.53
DHS Football	4	20.50	4	28.00
EMS/Ambulance	0	0.00	2	0.66
Equipment Preperation	2	9.50	48	185.50
Excused	3	28.00	5	75.00
Fill-in	23	182.92	13	130.00
Fire Drill	4	2.00	24	60.00
Fire Investigation	0	0.00	8	16.09
Illness - Family	4	50.00	11	228.00
Illness - Self	9	207.42	6	138.50
Inspection Activities	12	3.32	62	758.17
Kelly Day	81	1,944.00	85	2,042.00
MEETING	11	13.00	16	8.00

\* Staff hours for Fire Alarm responses that have an associated EMS alarm record are considered shared hours. Shared hours are posted only with the EMS alarm responses to avoid duplication of staff hours in totals.

**DeKalb Fire Department**  
**Departmental Activity Report**

Current Period: 09/01/2015 to 09/30/2015, Prior Period: 09/01/2014 to 09/30/2014

00:00 to 23:59

All Stations

All Shifts

All Units

All Activity Types

Category	Current Period		Prior Period	
	Count	Staff Hrs	Count	Staff Hrs
<b>Non-Incident Activities</b>				
On Duty	485	11,515.08	481	11,374.50
PARADE	4	4.00	6	6.00
Physical	8	10.50	0	0.00
Post Fire Activities	0	0.00	1	2.00
Pub Ed Event	0	0.00	13	29.00
PUB ED VISIT - NOT AT A STATION	14	13.00	28	28.34
Public Education	1	0.75	0	0.00
Public Safety Announcement	4	0.75	0	0.00
Special Event Preperation	2	1.00	0	0.00
Trade Kelly Off	2	48.00	4	96.00
Trade Kelly On	2	48.00	4	96.00
Trade Time Off	50	1,102.00	58	1,168.00
Trade Time On	52	1,130.00	60	1,216.00
Vacation	130	3,120.00	119	2,856.00
Vehicle Maintenance	7	9.50	40	225.75
Work Comp	10	240.00	0	0.00
	942	19,731.33	1,111	20,783.79

**Occupancy Inspections/Activities**

Annual Pre-plan Walkthrough	5	3.58	0	0.00
Fire Drill	4	2.00	0	0.00
INSPECTION - Commercial Building	15	4.36	0	0.00
Inspection - Final Occupancy	5	1.73	2	2.25
INSPECTION - License - Fire and Safety	4	0.37	2	4.00
INSPECTION - License - Gas Station	2	1.00	2	0.75
INSPECTION - License - Hotel/Motel	3	2.24	0	0.00
INSPECTION - License - Rooming House	48	28.87	47	58.94
INSPECTION - Outside Property Maintenance	7	0.92	0	0.00
INSPECTION - Special	0	0.00	2	1.50
INSPECTION - Sprinkler System	1	0.02	0	0.00
REFERRAL/COMPLAINT - Citizen FLS Checklist	2	0.90	0	0.00
REFERRAL/COMPLAINT - Fire FLS Checklist	0	0.00	2	2.25
REFERRAL/COMPLAINT - Other FLS Checklist	0	0.00	1	0.25
Test - Alarm System	1	0.05	1	1.50
Test - Ansul System	0	0.00	1	1.00
TEST - Sprinkler - performed by Vendor	0	0.00	1	1.00

\* Staff hours for Fire Alarm responses that have an associated EMS alarm record are considered shared hours. Shared hours are posted only with the EMS alarm responses to avoid duplication of staff hours in totals.



# DeKalb Fire Department

## Departmental Activity Report

Current Period: 09/01/2015 to 09/30/2015, Prior Period: 09/01/2014 to 09/30/2014

00:00 to 23:59

All Stations

All Shifts

All Units

All Activity Types

Category	Current Period		Prior Period	
	Count	Staff Hrs	Count	Staff Hrs
<b>Occupancy Inspections/Activities</b>				
	97	46.04	61	73.44
<b>Permits Issued</b>				
Burning Permit	0		1	
	0		1	
<b>Training</b>				
2 IN 2 OUT DRILL W LUNAR REPORTING	5	4.00	0	0.00
ADMINISTRATION	0	0.00	9	69.00
APPARATUS CHECKS	325	411.75	362	401.48
Bloodborne Pathogens	3	4.33	0	0.00
Building Tour/Familiarization	8	8.50	11	13.00
Emergency Medical Services	48	88.75	65	107.25
Entanglement Drill	4	3.25	0	0.00
Fire Investigation	0	0.00	2	56.00
FIRE TRAINING	75	155.75	64	190.85
Forward Lay with 1 3/4 Leadout	33	36.00	0	0.00
HAZARDOUS MATERIALS	4	22.00	26	147.00
LADDER AND PUMP OPERATIONS	1	1.00	0	0.00
Ladder Drill - Ladder Throws and Tip	22	37.00	0	0.00
Ladder Drill - Raising 40' Pole Ladder	19	36.00	0	0.00
MANAGEMENT 2	0	0.00	1	40.00
MAP TRAINING	0	0.00	7	5.30
Master Stream Deployment	28	40.00	0	0.00
Night Drill - Advancing the Hoseline	13	45.50	0	0.00
NON-EMERGENCY DRIVING	164	160.50	163	189.48
PERSONAL PROTECTIVE EQUIPMENT INSPECTION	1	0.25	4	2.00
PHYSICAL FITNESS TRAINING	154	225.99	152	235.00
PRE-PLANNING	4	3.00	6	9.00
PUBLIC EDUCATION	0	0.00	2	1.00
PUMP OPERATIONS ON ENGINES	5	5.00	1	1.00
QUICK DRILL	1	0.25	0	0.00
Rescue of Unconscious Firefighter	5	4.50	0	0.00
Reverse Lay with 2 1/2 Stinger & 1 3/4	34	44.00	0	0.00
SCBA BUDDY BREATHING	5	4.00	0	0.00

\* Staff hours for Fire Alarm responses that have an associated EMS alarm record are considered shared hours. Shared hours are posted only with the EMS alarm responses to avoid duplication of staff hours in totals.

**DeKalb Fire Department**  
**Departmental Activity Report**

Current Period: 09/01/2015 to 09/30/2015, Prior Period: 09/01/2014 to 09/30/2014

00:00 to 23:59

All Stations

All Shifts

All Units

All Activity Types

Category	Current Period		Prior Period	
	Count	Staff Hrs	Count	Staff Hrs
<b>Training</b>				
SCBA INSPECTION	322	133.74	343	166.91
TECHNICAL RESCUE	0	0.00	2	4.50
	1,283	1,475.06	1,220	1,638.77

\* Staff hours for Fire Alarm responses that have an associated EMS alarm record are considered shared hours. Shared hours are posted only with the EMS alarm responses to avoid duplication of staff hours in totals.