

## DeKalb Fire Department



### Monthly Report

January 2016

**DeKalb Fire Department**

700 Pine Street  
DeKalb, Illinois 60115

815.748.8460 phone  
815.748.8497 fax

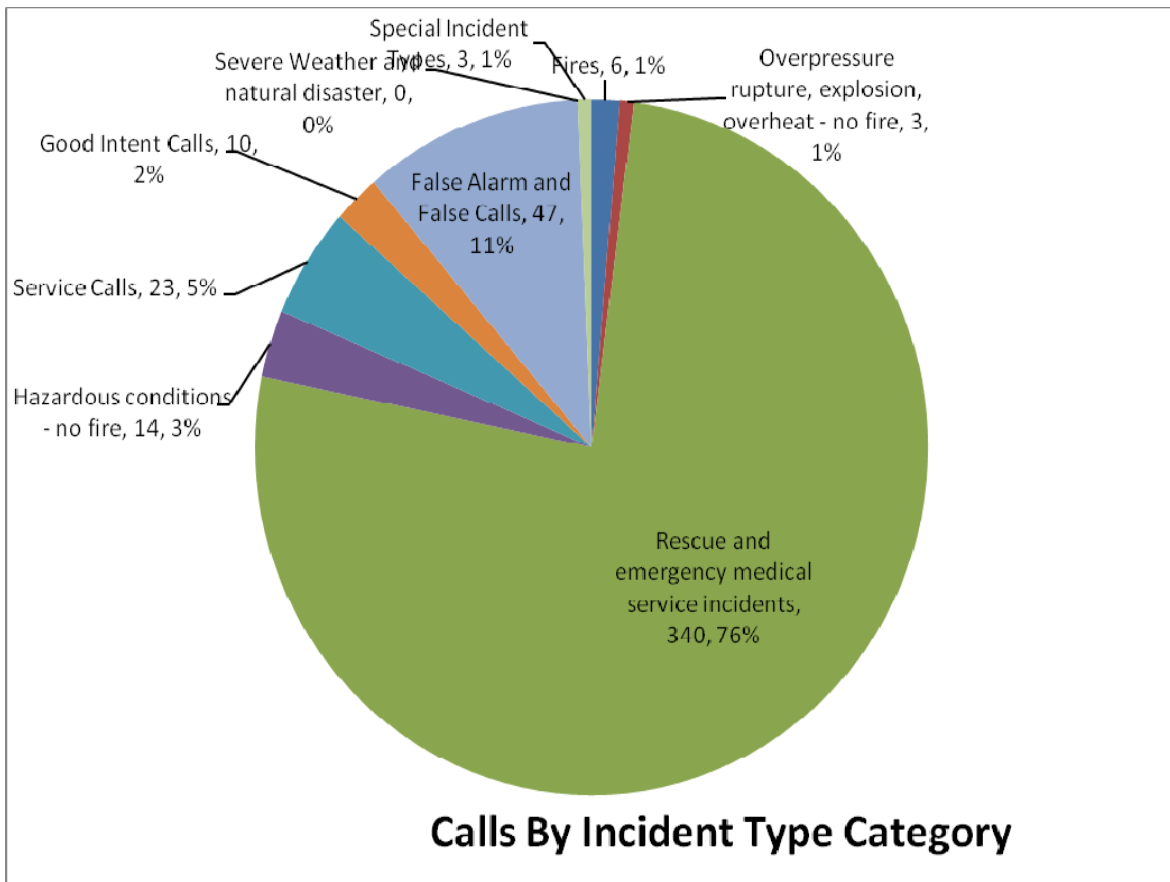
[www.cityofdekalb.com/DFD.htm](http://www.cityofdekalb.com/DFD.htm)  
[www.facebook.com/dekalbfire](http://www.facebook.com/dekalbfire)

### Operations

The DeKalb Fire Department responded to 445 incidents in January 2016. Emergency medical requests accounted for 340 (76%) of the monthly total. The remaining 106 (24%) of the incidents were fire/rescue related requests.

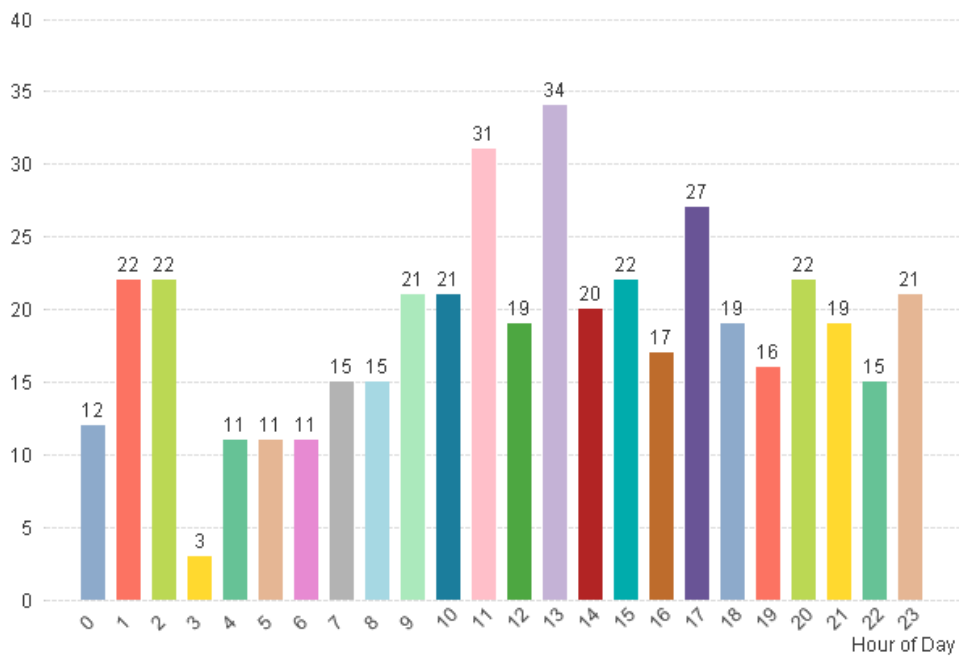
Mutual aid was provided to other communities for 5 total incidents and was requested by DeKalb for 3 total incidents.

Auto aid was provided to other communities for 3 total incidents and was given to DeKalb for 0 total incidents.



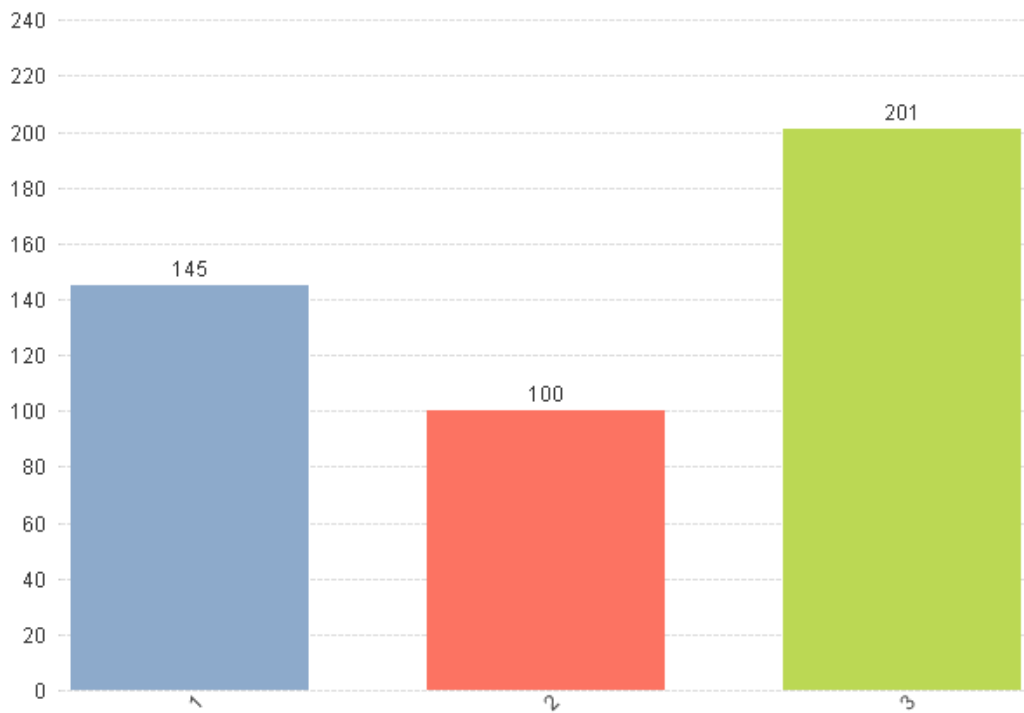
Calls by Hour of the Day

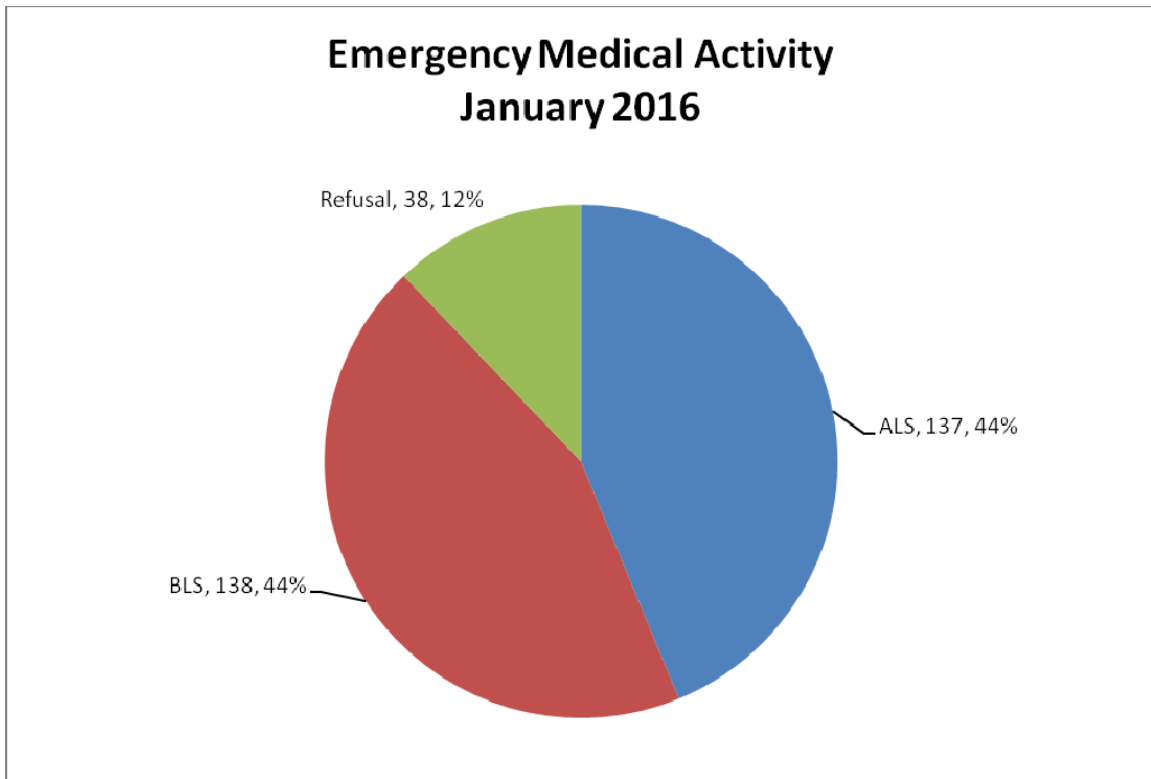
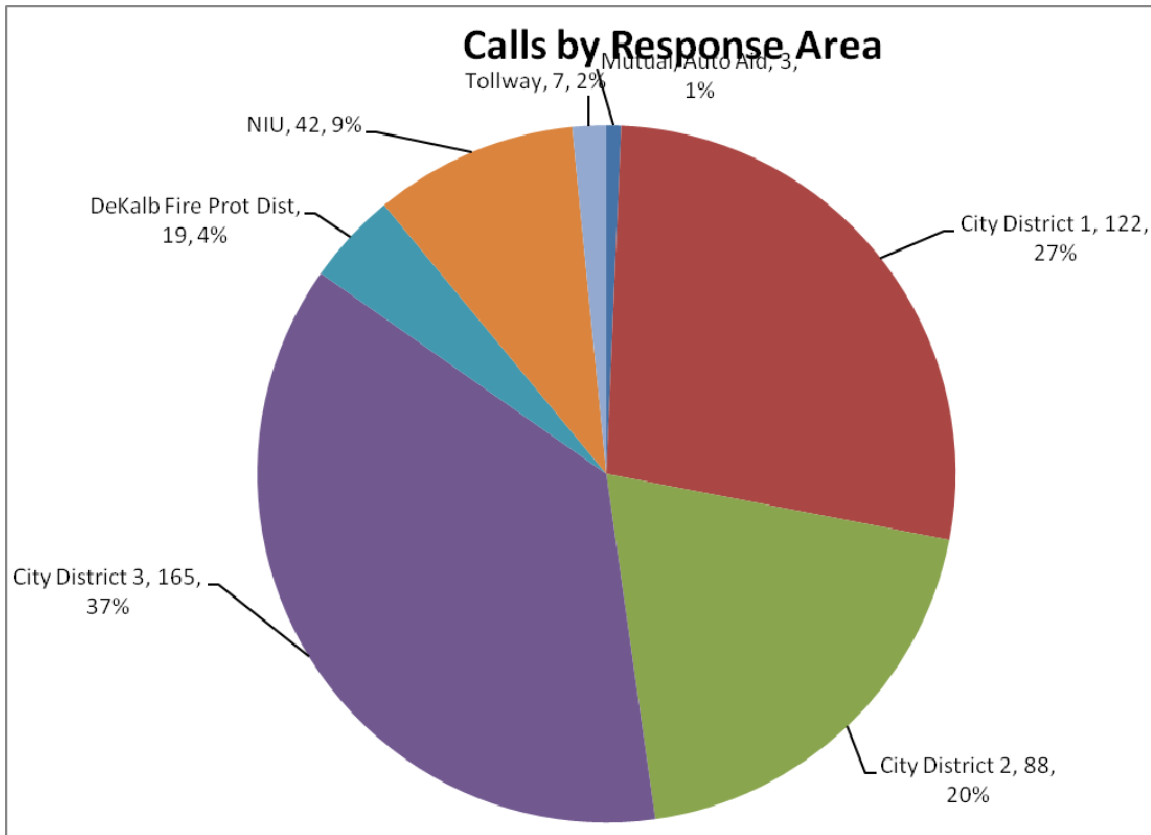
446 Total Incidents



Calls By Station

446 Total Incidents

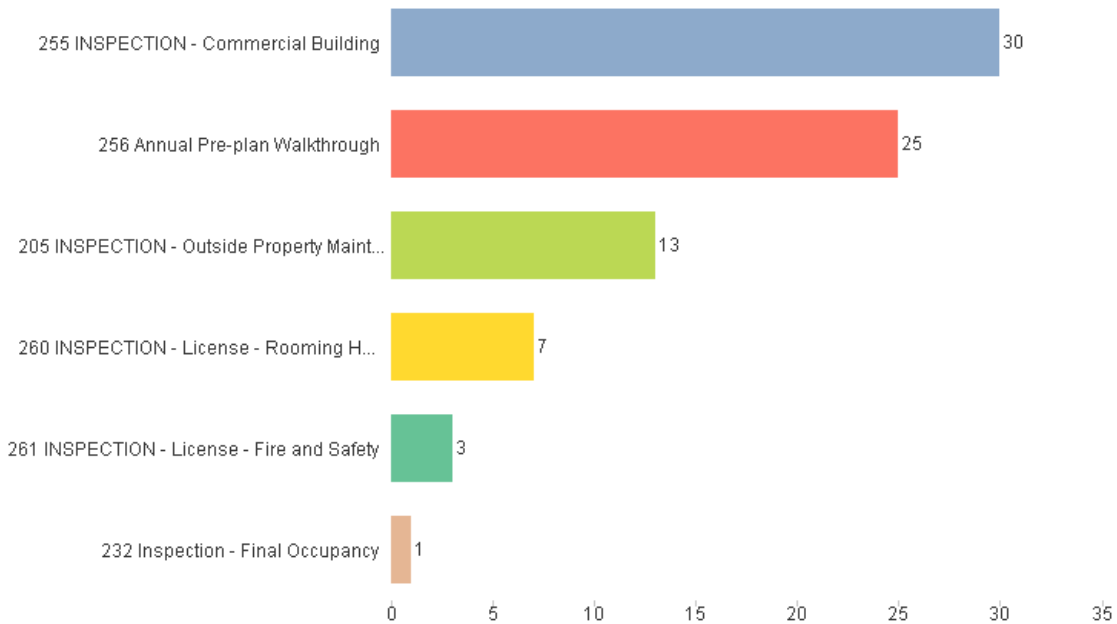




### Fire Prevention

59 initial inspections were conducted  
20 re-inspections were performed  
72 violations were discovered during these inspections.  
61 violations were corrected during the month.

#### Inspections by Inspection Type



### Public Education

January is typically a slow month for public education. One tour occurred at Fire Station 1. However, the DeKalb Fire Department Facebook page was very active keeping the public informed of product recalls, safety tips, and much more.

### Training

DeKalb firefighters spent 1,292 hours training during January 2016. Highlights of the January training schedule included advanced cardiac life support training and fire/rescue training on the structures located on Pearl Street prior to their demolition.



## Administration

January administrative highlights include:

- Fire intern applicant interviews were conducted
- New aerial ladder truck was delivered.
- A grant was submitted to Enbridge Pipeline for a multi-sensor gas monitor.
- A grant application was submitted to the Federal Emergency Management Agency for a mobile driving simulator
- Deputy Fire Chief Greg Hoyle retired after 30 years of service.
- Deputy Fire Chief Jeff McMaster participated in the DeKalb Youth Exploration Meeting to discuss needs and community response to at risk youth.
- Deputy Fire Chief Jeff McMaster and Administrative Analyst Traci Lemay attended the Northern Illinois FireHouse Users Group. Topics discussed were training classes, training programs, queries, and reports for training documentation in the FireHouse software system.



**Overtime Comparison****January 2016**

	<u>Hours</u>	<u>Average OT Rate</u>	<u>Average Dollars</u>
Acting Pay	377.00	\$ 3.211	\$ 1,210.51
Admin	5.25	\$ 47.727	\$ 250.57
AM Person Needs	-	\$ 47.727	\$ -
Early Arrival	12.50	\$ 47.727	\$ 596.59
EMS	34.25	\$ 47.727	\$ 1,634.65
Fill In	251.00	\$ 47.727	\$ 11,979.48
Fire	12.00	\$ 47.727	\$ 572.72
Fire Investigation	-	\$ 47.727	\$ -
Fire Prevention	-	\$ 47.727	\$ -
Haz Mat	-	\$ 47.727	\$ -
Holdover	37.00	\$ 47.727	\$ 1,765.90
Pub Ed	-	\$ 32.000	\$ -
Radio	-	\$ 32.000	\$ -
Recalls	148.50	\$ 47.727	\$ 7,087.46
Safety	-	\$ 47.727	\$ -
SCBA	-	\$ 32.000	\$ -
Special Event	125.75	\$ 39.000	\$ 4,904.25
TRT	-	\$ 47.727	\$ -
Vehicles	<u>8.25</u>	\$ 40.000	\$ <u>330.00</u>
Totals	1,011.50		\$ 30,332.12

**January 2015****Using FY16 OT Rate for  
Direct Comparison of**

	<u>Hours</u>	<u>Dollars</u>	<u>Average Dollars</u>
Acting Pay	232.50	\$ 3.211	\$ 746.53
Admin	4.50	\$ 47.727	\$ 214.77
AM Personnel	-	\$ 47.727	\$ -
Early Arrival	15.50	\$ 56.537	\$ 876.33
EMS	58.00	\$ 47.727	\$ 2,768.17
Fill In	96.00	\$ 47.727	\$ 4,581.79
Fire	-	\$ 47.727	\$ -
Fire Investigation	1.00	\$ 47.727	\$ 47.73
Fire Prevention	-	\$ 47.727	\$ -
Haz Mat	-	\$ 47.727	\$ -
Holdover	15.00	\$ 47.727	\$ 715.91
Pub Ed	-	\$ 32.000	\$ -
Radio	1.50	\$ 32.000	\$ 48.00
Recalls	155.25	\$ 47.727	\$ 7,409.62
Safety	-	\$ 47.727	\$ -
SCBA	-	\$ 32.000	\$ -
Special Event	121.75	\$ 39.000	\$ 4,748.25
TRT	-	\$ 47.727	\$ -
Vehicles	<u>1.75</u>	\$ 40.000	\$ 70.00
Totals	702.75		\$ 22,227.09



**Time Off Comparison**  
**January 2016**

	<u>Hours</u>	<u>Average Hourly Rate</u>	<u>Average Dollars</u>
Admin Leave	0	31.818	\$ -
Bereavement	48	31.818	\$ 1,527.26
Comp Used	0	31.818	\$ -
Excused	120.00	31.818	\$ 3,818.16
Illness - Family	35.00	31.818	\$ 1,113.63
Illness - Self	177.00	31.818	\$ 5,631.79
Illness - Long Term	-	31.818	\$ -
Kelly Day	1,008.00	31.818	\$ 32,072.54
Suspension	-	31.818	\$ -
Light Duty	-	31.818	\$ -
Off Duty Injury	144.00	31.818	\$ 4,581.79
Unpaid Leave	-	31.818	\$ -
Vacation	1,296.00	31.818	\$ 41,236.13
Work Comp	<u>240.00</u>	31.818	<u>\$ 7,636.32</u>
Totals	3,068.00		\$ 97,617.62

**January 2015**

	<u>Hours</u>	<u>Using FY16 Hourly Rate for Direct Comparison of Dollars</u>	<u>Average Dollars</u>
Admin Leave	0	31.818	0
Bereavement	24	31.818	\$ 763.63
Comp Used	0	31.818	\$ -
Excused	24.00	31.818	\$ 763.63
Illness - Family	128.00	31.818	\$ 4,072.70
Illness - Self	70.00	31.818	\$ 2,227.26
Kelly Day	960.00	31.818	\$ 30,545.28
Light Duty	-	31.818	\$ -
Off Duty Injury	96.00	31.818	\$ 3,054.53
Unpaid Leave	-	31.818	\$ -
Vacation	1,320.00	31.818	\$ 41,999.76
Work Comp	-	31.818	<u>\$ -</u>
Totals	2,622.00		\$ 83,426.80

