

DeKalb Fire Department



Monthly Report

March 2016

DeKalb Fire Department

700 Pine Street
DeKalb, Illinois 60115

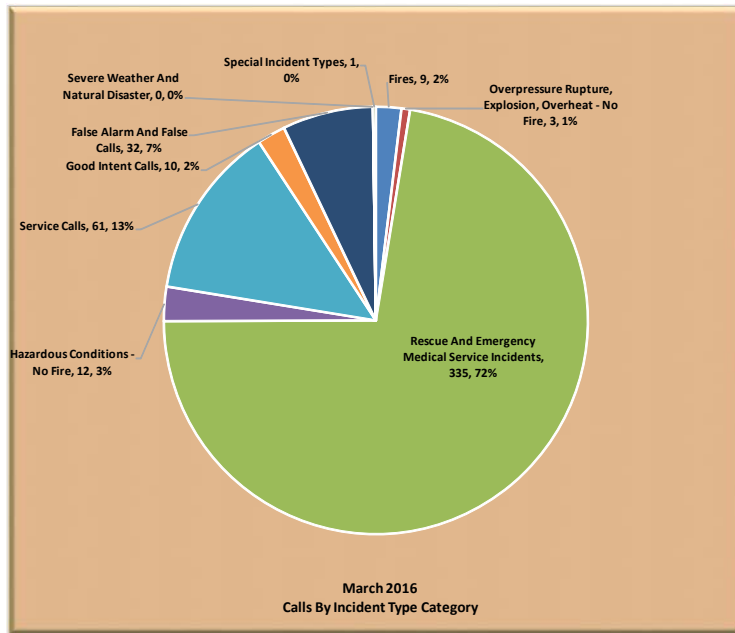
815.748.8460 phone
815.748.8497 fax

www.cityofdekalb.com/DFD.htm
www.facebook.com/dekalbfire

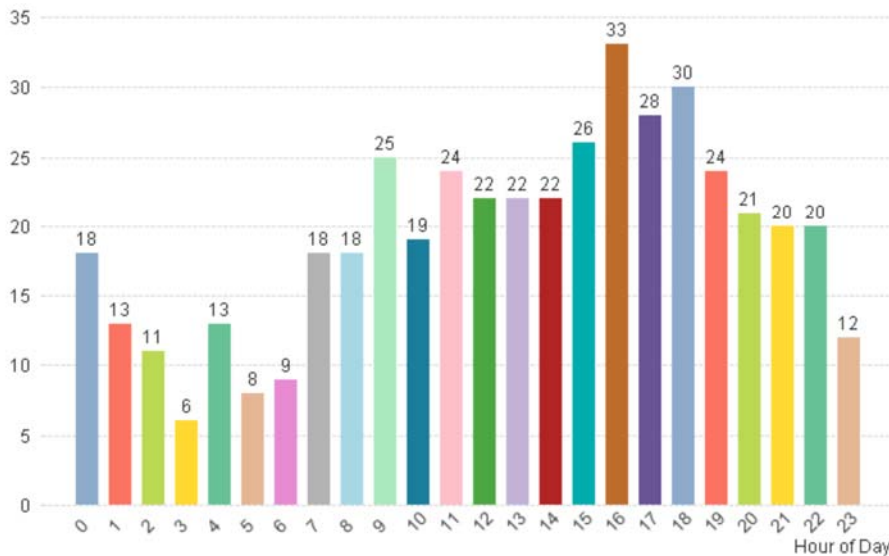
Operations

The DeKalb Fire Department responded to 463 incidents in March 2016. Emergency medical requests accounted for 335 (72.35%) of the monthly total. The remaining 128 (27.65%) of the incidents were fire/rescue related requests.

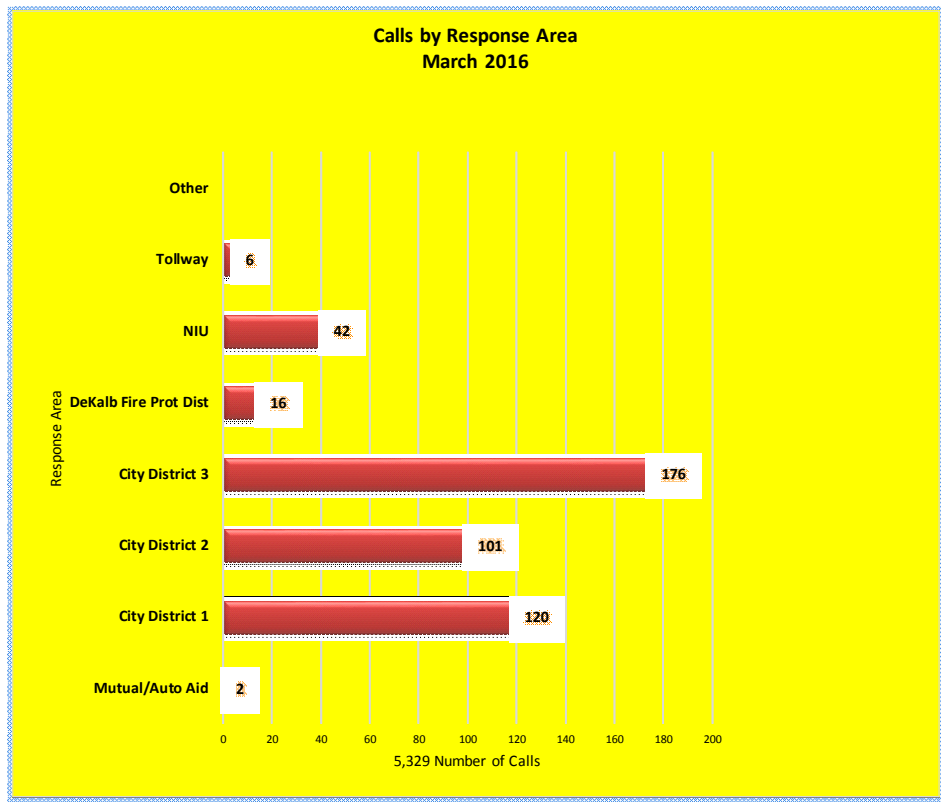
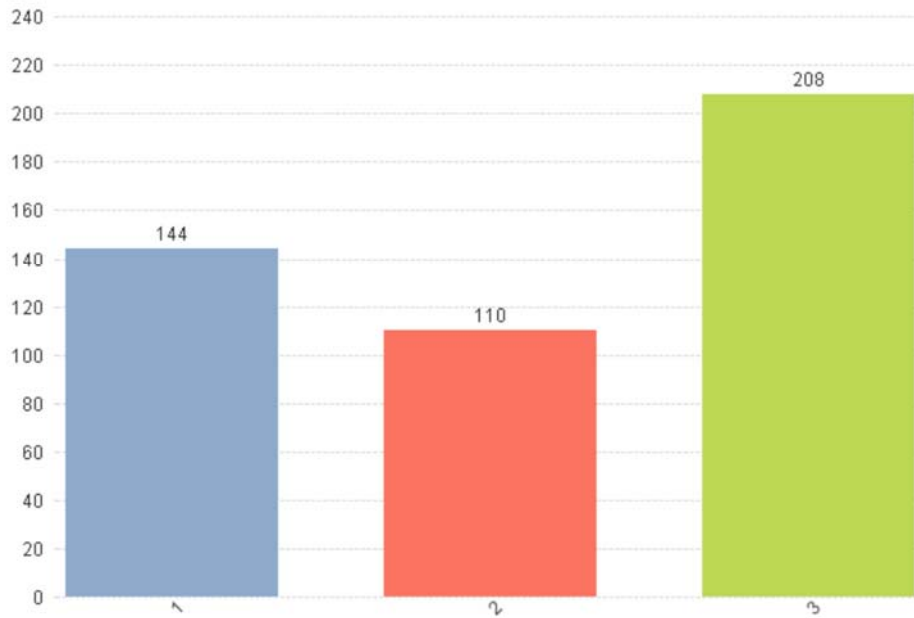
Mutual aid was provided to other communities on 1 incident and was requested by DeKalb for 5 total incidents.



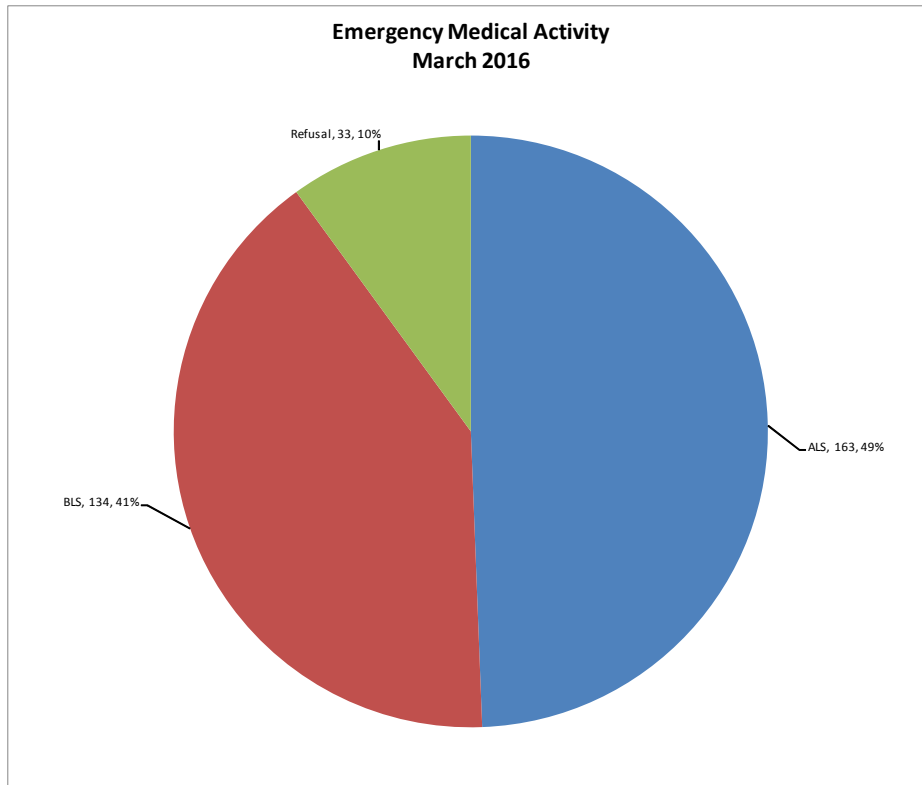
Calls by Hour of the Day
 March 2016
 462 Total Incidents



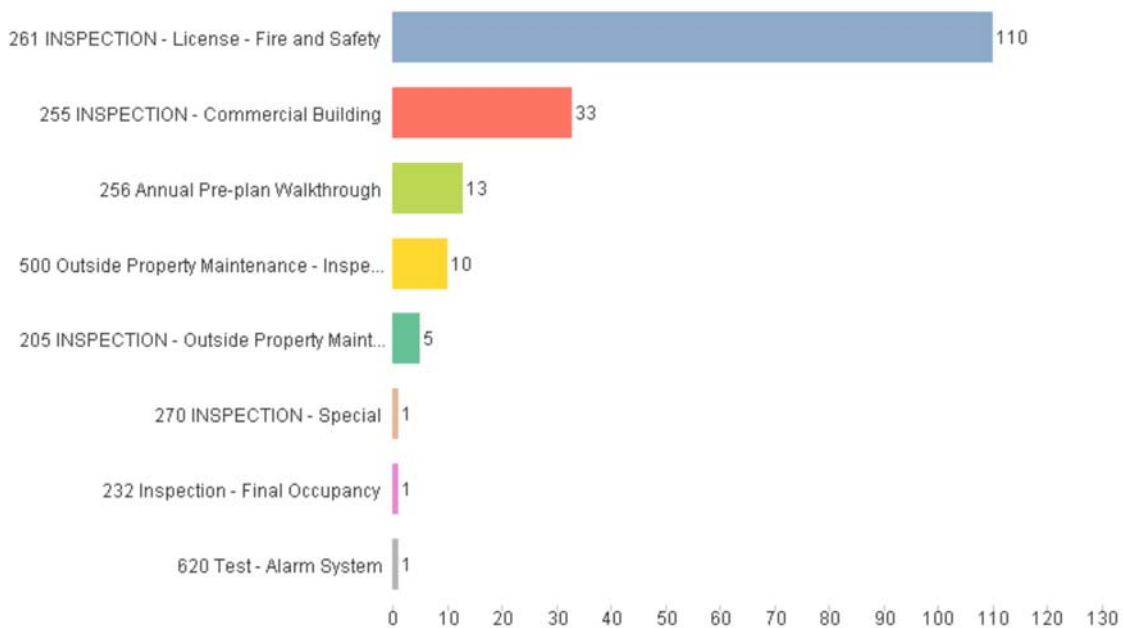
Calls By Station
 March 2016
 462 Total Incidents



Fire Prevention



**Inspections by Inspection Type
March 2016**



Public Education

Girl Scout Troop 1690 toured the fire station and firefighters assisted them with their safety badge requirements.

Training

DeKalb firefighters spent 1,196 hours training during March 2016. Highlights of the March training schedule included street drugs and building construction. All firefighters received training on the Stat-X fire suppression tool that was purchased through a grant from Enbridge. All firefighters participated in the Mobile Training Tower (MTT) orientation.

Administration

March administrative highlights include:

- Enbridge Pipeline endowed a grant to the Fire Department for \$1,000 to purchase a hydrogen cyanide monitor.
- Submitted grant application for extrication tool for new aerial ladder truck.
- Radio room at Fire Station 1 remodel was completed with funds from Foreign Fire Insurance Tax Board.
- Deputy Fire Chief Jeff McMaster provided two Mass Casualty Incident Response presentations to the NIU School of Nursing students.



Overtime Comparison**March 2016**

	<u>Hours</u>	<u>Average OT Rate</u>	<u>Average Dollars</u>
Acting Pay	194.00	\$ 3.211	\$ 622.91
Admin	-	\$ 47.727	\$ -
AM Person Needs	-	\$ 47.727	\$ -
Early Arrival	14.00	\$ 47.727	\$ 668.18
EMS	-	\$ 47.727	\$ -
Fill In	245.50	\$ 47.727	\$ 11,716.98
Fire	3.00	\$ 47.727	\$ 143.18
Fire Investigation	2.00	\$ 47.727	\$ 95.45
Fire Prevention	1.75	\$ 47.727	\$ 83.52
Haz Mat	-	\$ 47.727	\$ -
Holdover	27.50	\$ 47.727	\$ 1,312.49
Pub Ed	-	\$ 32.000	\$ -
Radio	-	\$ 32.000	\$ -
Recalls	188.25	\$ 47.727	\$ 8,984.61
Safety	-	\$ 47.727	\$ -
SCBA	-	\$ 32.000	\$ -
Special Event	72.75	\$ 39.000	\$ 2,837.25
TRT	-	\$ 47.727	\$ -
Vehicles	<u>6.50</u>	\$ 40.000	<u>\$ 260.00</u>
Totals	755.25		\$ 26,724.58

March 2015**Using FY16 OT Rate
for Direct
Comparison of**

	<u>Hours</u>	<u>Dollars</u>	<u>Average Dollars</u>
Acting Pay	276.00	\$ 3.211	\$ 886.21
Admin	2.00	\$ 47.727	\$ 95.45
AM Personnel	-	\$ 47.727	\$ -
Early Arrival	37.00	\$ 56.537	\$ 2,091.88
EMS	25.50	\$ 47.727	\$ 1,217.04
Fill In	289.00	\$ 47.727	\$ 13,793.10
Fire	1.25	\$ 47.727	\$ 59.66
Fire Investigation	-	\$ 47.727	\$ -
Fire Prevention	10.00	\$ 47.727	\$ 477.27
Haz Mat	-	\$ 47.727	\$ -
Holdover	8.00	\$ 47.727	\$ 381.82
Pub Ed	-	\$ 32.000	\$ -
Radio	-	\$ 32.000	\$ -
Recalls	95.25	\$ 47.727	\$ 4,546.00
Safety	-	\$ 47.727	\$ -
SCBA	-	\$ 32.000	\$ -
Special Event	89.25	\$ 39.000	\$ 3,480.75
TRT	-	\$ 47.727	\$ -
Vehicles	<u>2.00</u>	\$ 40.000	<u>\$ 80.00</u>
Totals	835.25		\$ 27,109.18



Time Off Comparison**March 2016**

	<u>Hours</u>	<u>Average Hourly Rate</u>	<u>Average Dollars</u>
Admin Leave	0	31.818	\$ -
Bereavement	24	31.818	\$ 763.63
Comp Used	12	31.818	\$ 381.82
Excused	-	31.818	\$ -
Illness - Family	64.00	31.818	\$ 2,036.35
Illness - Self	155.00	31.818	\$ 4,931.79
Illness - Long Term	-	31.818	\$ -
Kelly Day	1,032.00	31.818	\$ 32,836.18
Suspension	-	31.818	\$ -
Light Duty	-	31.818	\$ -
Off Duty Injury	240.00	31.818	\$ 7,636.32
Unpaid Leave	-	31.818	\$ -
Vacation	1,584.00	31.818	\$ 50,399.71
Work Comp	-	31.818	\$ -
Totals	3,111.00		\$ 98,985.80

March 2015

	<u>Hours</u>	<u>Using FY16 Hourly Rate for Direct Comparison of Dollars</u>	<u>Average Dollars</u>
Admin Leave	0	31.818	0
Bereavement	48	31.818	\$ 1,527.26
Comp Used	0	31.818	\$ -
Excused	-	31.818	\$ -
Illness - Family	188.00	31.818	\$ 5,981.78
Illness - Self	190.25	31.818	\$ 6,053.37
Kelly Day	912.00	31.818	\$ 29,018.02
Light Duty	2.00	31.818	\$ 63.64
Off Duty Injury	72.00	31.818	\$ 2,290.90
Unpaid Leave	-	31.818	\$ -
Vacation	1,512.00	31.818	\$ 48,108.82
Work Comp	528.00	31.818	\$ 16,799.90
Totals	3,452.25		\$ 109,843.69

