

DeKalb Fire Department



Monthly Report

November 2016

DeKalb Fire Department

700 Pine Street
DeKalb, Illinois 60115

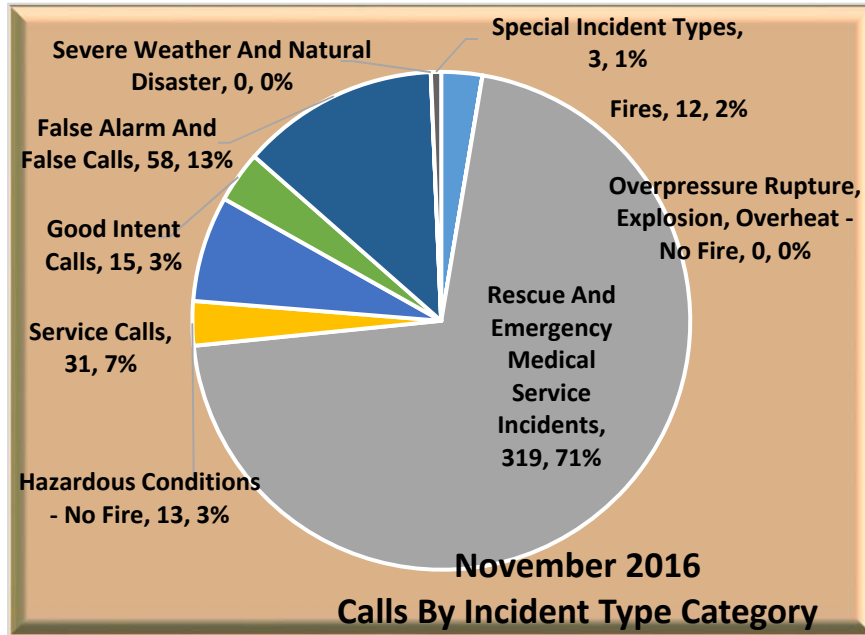
815.748.8460 phone
815.748.8497 fax

www.cityofdekalb.com/DFD.htm
www.facebook.com/dekalbfire

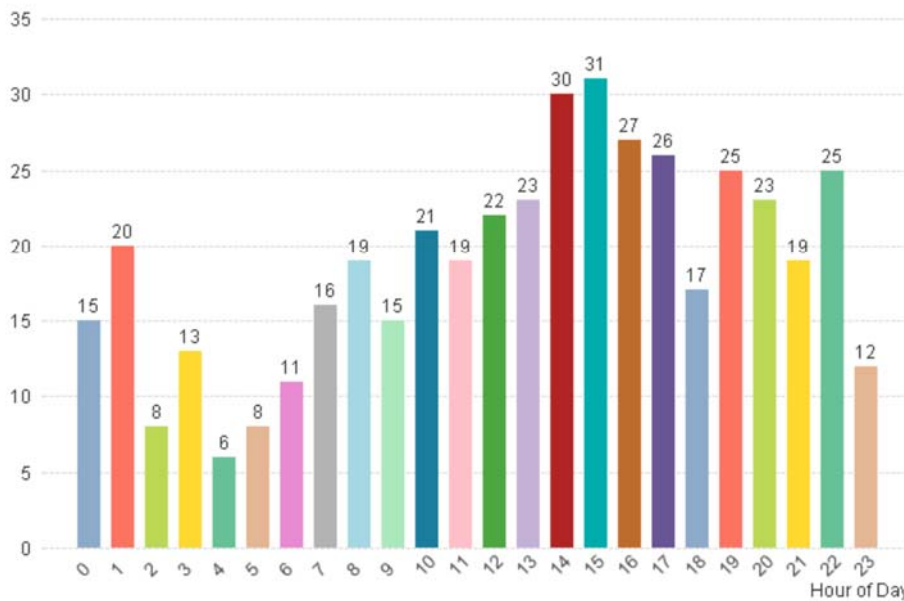
Operations

The DeKalb Fire Department responded to 451 incidents in November 2016. Emergency medical requests accounted for 319 (70.73%) of the monthly total. The remaining 132 (29.27%) of the incidents were fire/rescue related requests.

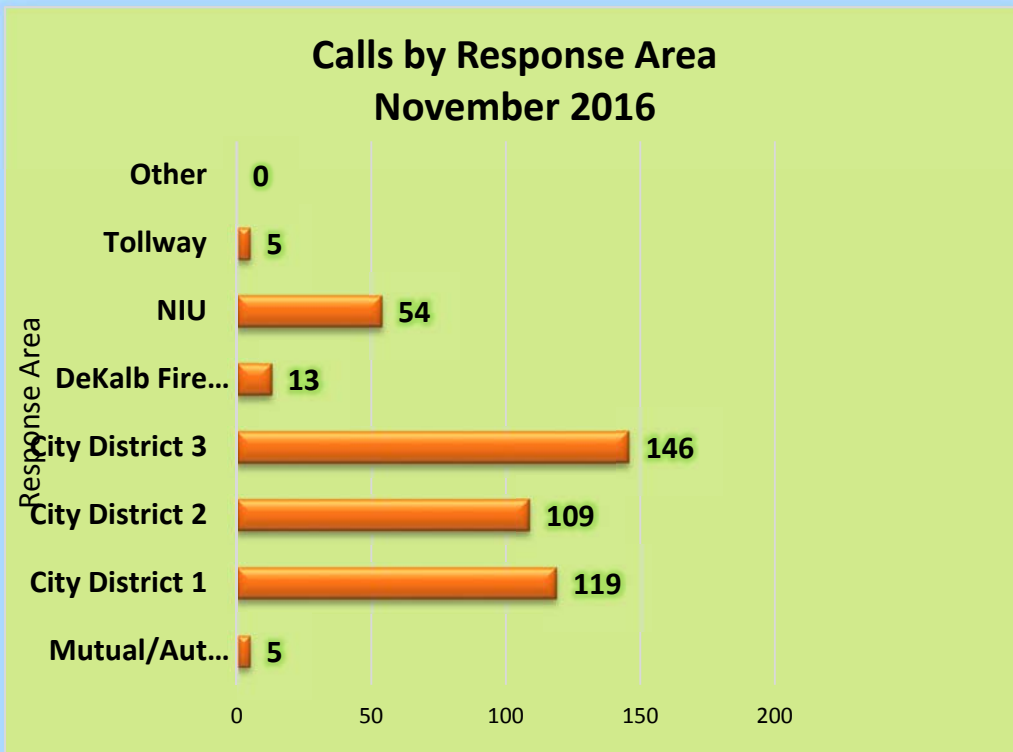
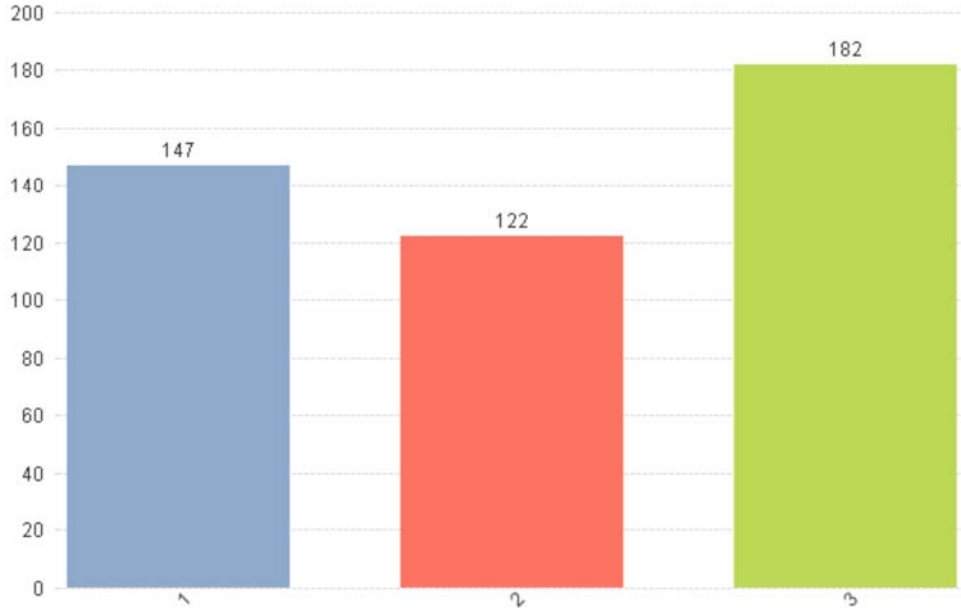
Mutual aid was provided to other communities on 6 incidents and was requested by DeKalb for 2 total incidents.

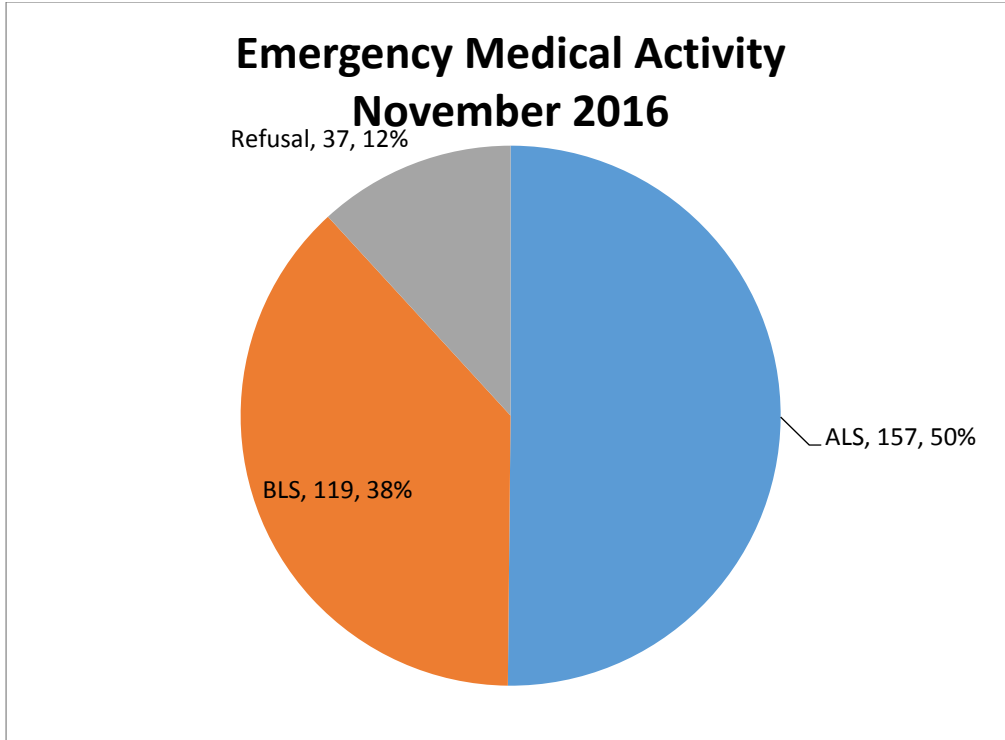


Calls by Hour of the Day
November 2016
451 Total Incidents

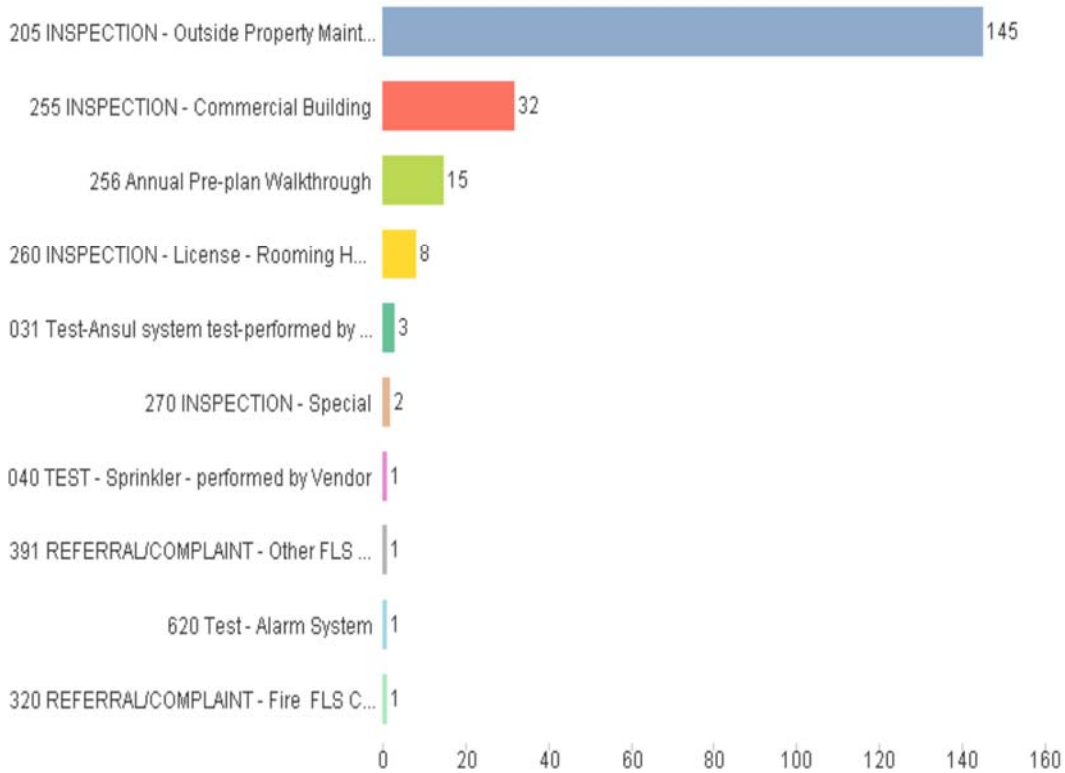


Calls By Station
November 2016
451 Total Incidents





Fire Prevention Inspections by Inspection Type November 2016



Training

DeKalb firefighters spent 1,774 hours training during November 2016. Highlights of the November training schedule included:

- . Tour of Brian Bemis Toyota building renovations to become familiar with special and unique building features, potential hazards, and fire suppression system components.
- . Firefighters' Support classes taught by Deputy Fire Chief James Zarek provided valuable information regarding available programs created to provide both physical and mental wellbeing to all firefighters.

Administration

November administrative highlights include:

- . Fire Chief Eric Hicks participated in the College Town Summit held at Northern Illinois University's Holmes Student Center
- . Fire Chief Eric Hicks participated in the Campus Community Conversations Group.

Public Education/Community Event Participation

November highlights include:

- . Fire safety talk at Huntley Middle School.
- . Fire Department personnel, along with family members and Truck 1, participated in Sycamore's Annual Pumpkin Fest Parade.
- . Participation in the Chamber of Commerce Spooktacular event downtown, handing out candy to trick-or-treaters.
- . Tour of the station and ice cream social for a group of students of Littlejohn School.
- . Presentation to Northern Illinois University athletic trainer students regarding the Fire Department's emergency medical response to athletic injuries.
- . Immanuel Lutheran Church's Breakfast with the Firefighters for 5 children and 2 adults.
- . DeKalb High School football team escort out of town for the playoff game
- . Cub Scout Pack 131 toured the station, discussed how first responders serve the community, and learned first aid.



Overtime Comparison**November 2016**

	<u>Hours</u>	<u>Average OT Rate</u>	<u>Average Dollars</u>
Acting Pay	424.25	\$ 3.291	\$ 1,396.21
Admin	82.00	\$ 48.920	\$ 4,011.45
AM Person Needs	2.00	\$ 48.920	\$ 97.84
Early Arrival	14.00	\$ 57.951	\$ 811.31
EMS	28.00	\$ 48.920	\$ 1,369.76
Fill In	297.25	\$ 48.920	\$ 14,541.50
Fire	3.75	\$ 48.920	\$ 183.45
Fire Investigation	-	\$ 48.920	\$ -
Fire Inspections	41.50	\$ 30.000	\$ 1,245.00
Haz Mat	-	\$ 48.920	\$ -
Holdover	22.50	\$ 48.920	\$ 1,100.70
Pub Ed	-	\$ 32.000	\$ -
Radio	-	\$ 32.000	\$ -
Recalls	143.25	\$ 48.920	\$ 7,007.80
Safety	-	\$ 48.920	\$ -
SCBA	-	\$ 32.000	\$ -
Special Event	115.50	\$ 41.000	\$ 4,735.50
TRT	-	\$ 48.920	\$ -
Vehicles	<u>8.25</u>	\$ 40.000	<u>\$ 330.00</u>
Totals	1,182.25		\$ 36,830.53

November 2015**Using FY16.5 OT
Rate for Direct
Comparison of**

	<u>Hours</u>	<u>Dollars</u>	<u>Average Dollars</u>
Acting Pay	331.75	\$ 3.291	\$ 1,091.79
Admin	13.00	\$ 48.920	\$ 635.96
AM Personnel	-	\$ 48.920	\$ -
Early Arrival	12.00	\$ 57.951	\$ 695.41
EMS	24.00	\$ 48.920	\$ 1,174.08
Fill In	208.50	\$ 48.920	\$ 10,199.84
Fire	28.00	\$ 48.920	\$ 1,369.76
Fire Investigation	-	\$ 48.920	\$ -
Fire Prevention	-	\$ 30.000	\$ -
Haz Mat	35.00	\$ 48.920	\$ 1,712.20
Holdover	22.00	\$ 48.920	\$ 1,076.24
Pub Ed	4.00	\$ 32.000	\$ 128.00
Radio	-	\$ 32.000	\$ -
Recalls	57.75	\$ 48.920	\$ 2,825.14
Safety	-	\$ 48.920	\$ -
SCBA	8.50	\$ 32.000	\$ 272.00
Special Event	274.25	\$ 41.000	\$ 11,244.25
TRT	-	\$ 48.920	\$ -
Vehicles	<u>10.50</u>	\$ 40.000	<u>\$ 420.00</u>
Totals	1,029.25		\$ 32,844.68



Time Off Comparison**November 2016**

	<u>Hours</u>	<u>Average Hourly Rate</u>		<u>Average Dollars</u>
Admin Leave	-	32.6134	\$	-
Bereavement	-	32.6134	\$	-
Comp Used	-	32.6134	\$	-
Excused	52.00	32.6134	\$	1,695.90
Illness - Family	78.00	32.6134	\$	2,543.85
Illness - Self	184.00	32.6134	\$	6,000.87
FMLA	-	32.6134	\$	-
Kelly Day	1,032.00	32.6134	\$	33,657.03
Suspension	-	32.6134	\$	-
Light Duty	-	32.6134	\$	-
Off Duty Injury	245.00	32.6134	\$	7,990.28
Unpaid Leave	-	32.6134	\$	-
Vacation	1,560.00	32.6134	\$	50,876.90
Work Comp	<u>26.00</u>	32.6134	\$	<u>847.95</u>
Totals	3,177.00		\$	103,612.77

November 2015

	<u>Hours</u>	<u>Using FY16.5 Hourly Rate for Direct Comparison of Dollars</u>		<u>Average Dollars</u>
Admin Leave	-	32.6134	\$	-
Bereavement	-	32.6134	\$	-
Comp Used	12.00	32.6134	\$	391.36
Excused	244.00	32.6134	\$	7,957.67
Illness - Family	48.00	32.6134	\$	1,565.44
Illness - Self	330.00	32.6134	\$	10,762.42
Kelly Day	1,032.00	32.6134	\$	33,657.03
Light Duty	-	32.6134	\$	-
Off Duty Injury	-	32.6134	\$	-
Unpaid Leave	-	32.6134	\$	-
Vacation	1,392.00	32.6134	\$	45,397.85
Work Comp	<u>240.00</u>	32.6134	\$	<u>7,827.22</u>
Totals	3,298.00		\$	107,558.99

