

DeKalb Fire Department



March 2018 Report

DeKalb Fire Department

700 Pine Street
DeKalb, Illinois 60115

815.748.8460 phone
815.748.8497 fax

www.cityofdekalb.com/DFD.htm
www.facebook.com/dekalbfire

Training

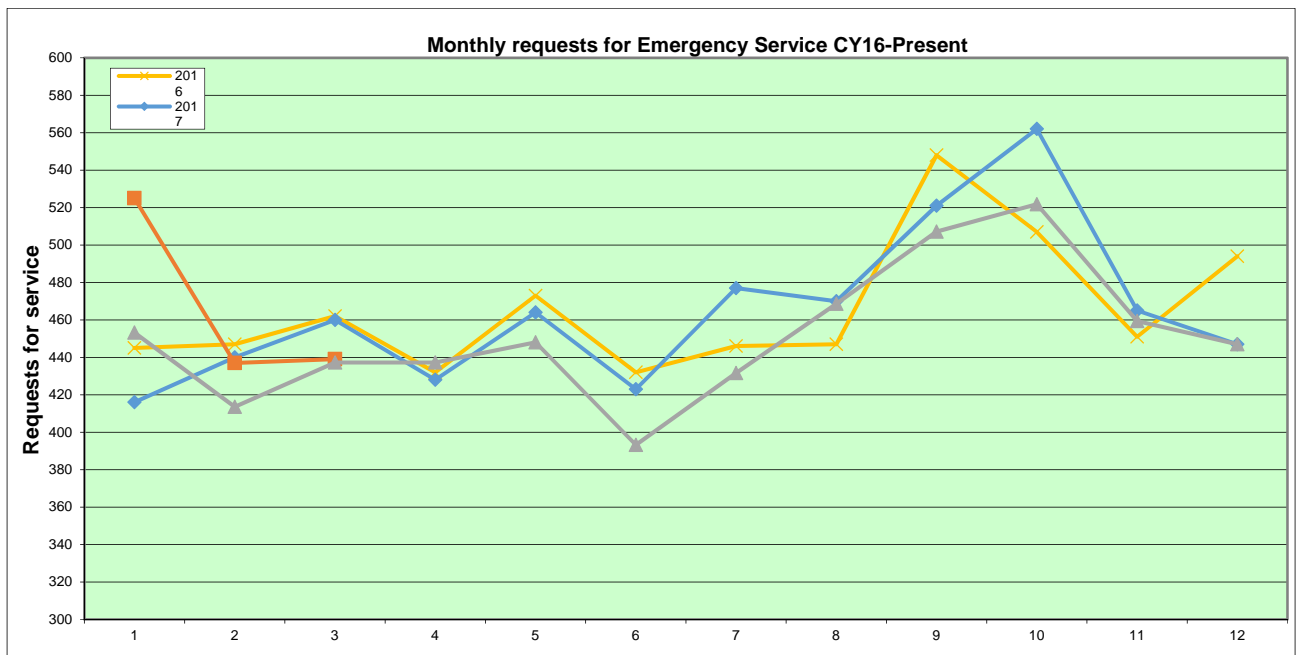
DeKalb firefighters spent 1,618.54 hours training during March 2018. Firefighters receive monthly fire training and bi-monthly hazardous materials and technical rescue training. Emergency Medical Technicians receive monthly EMS training.

Operations

The DeKalb Fire Department responded to 439 incidents in March 2018. Emergency medical requests accounted for 341 (77.67%) of the monthly total. The remaining 98 (22.33%) of the incidents were fire/rescue related requests.

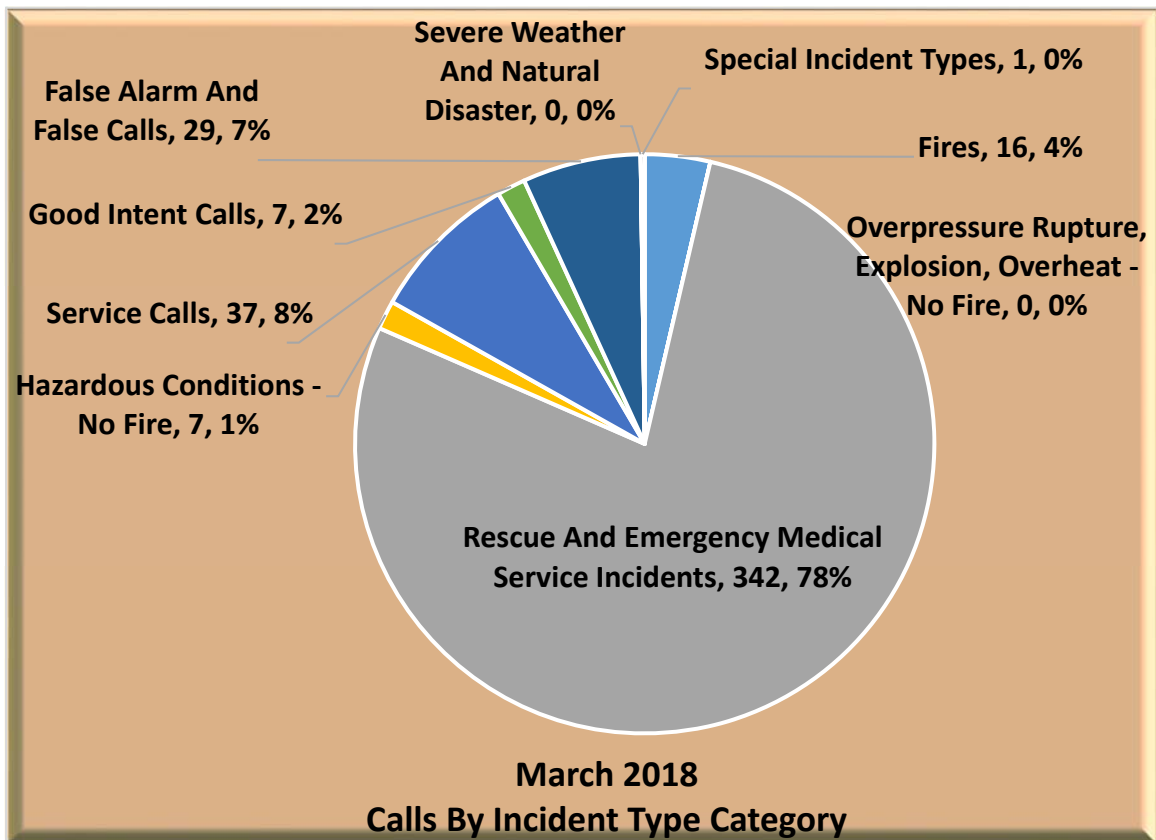
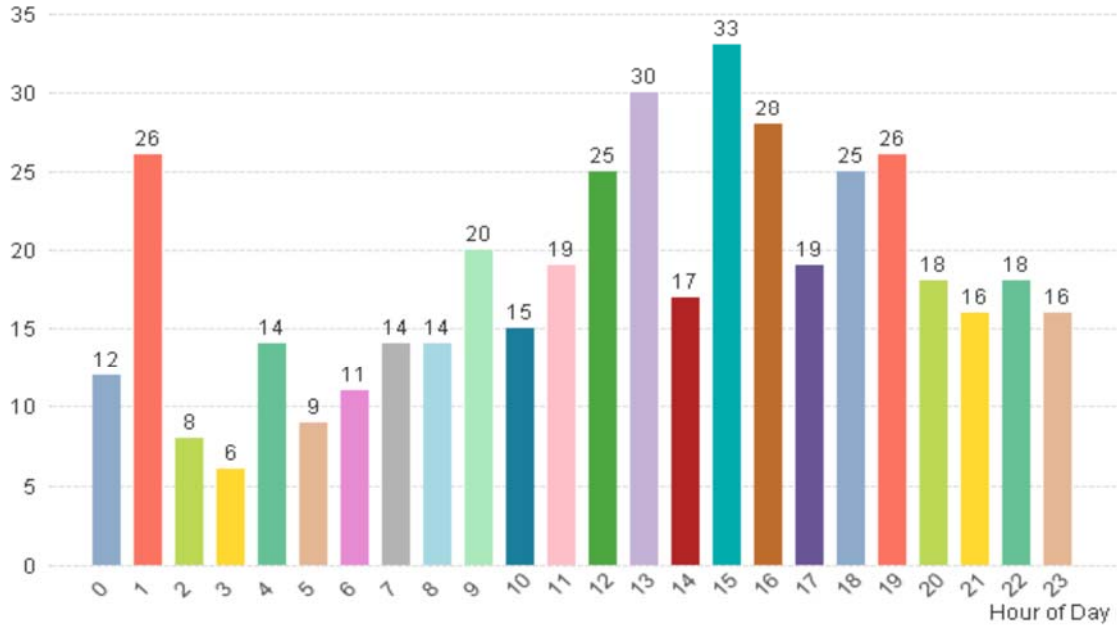
Mutual aid was provided to other communities on 10 incident and was requested by DeKalb for 3 total incidents.

	<u>Jan</u>	<u>Feb</u>	<u>Mar</u>	<u>Apr</u>	<u>May</u>	<u>June</u>	<u>July</u>	<u>Aug</u>	<u>Sept</u>	<u>Oct</u>	<u>Nov</u>	<u>Dec</u>	<u>totals</u>	<u>mid-year</u>
2010	444	397	375	408	354	358	384	450	470	593	383	412	4964	2336
2011	390	438	386	416	394	344	431	446	480	580	441	360	5096	2368
2012	429	387	451	414	403	398	447	453	507	493	401	441	5205	2482
2013	430	399	406	482	413	364	416	454	476	514	442	417	5209	2494
2014	506	385	413	417	449	375	404	505	516	492	462	401	5325	2545
2015	469	397	445	427	441	372	415	467	475	534	477	476	5392	2551
2016	445	447	462	432	473	432	446	447	548	507	451	494	5584	2691
2017	416	440	460	428	464	423	477	470	521	562	465	447	5573	2631
2018	525	437	439										525	525
5 yr. Ave	453	413	437	437	448	393	431	468	507	521	459	447	5343	2552
Running totals														
CY17	416	856	1316	1744	2208	2631	3108	3578	4099	4661	5126	5573		
CY18	525	962	1401											
diff	109	106	85											



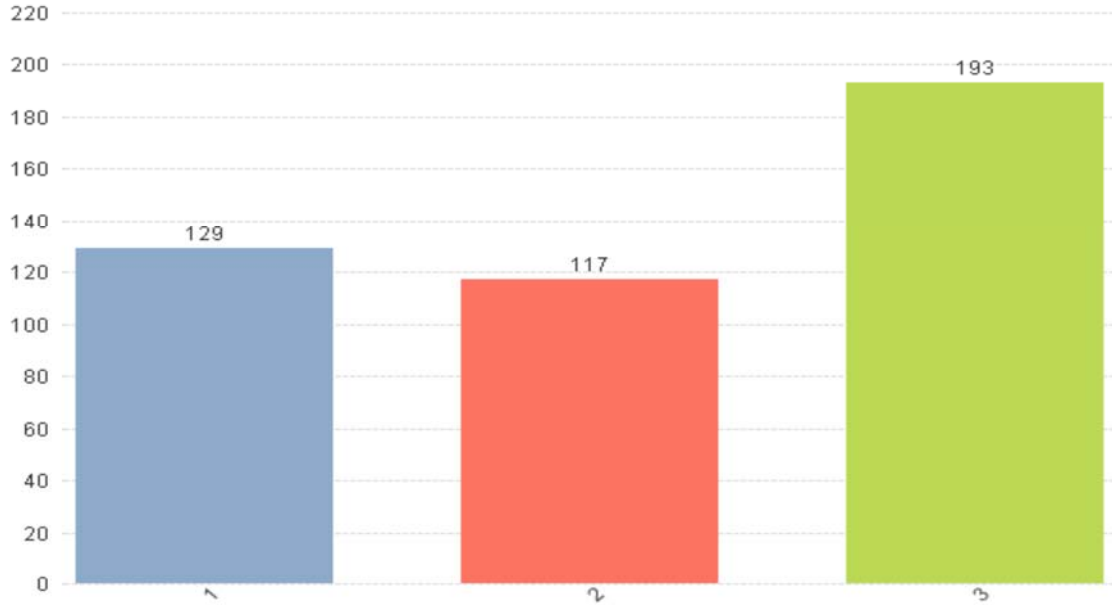
Calls by Hour of the Day

439 Total Incidents

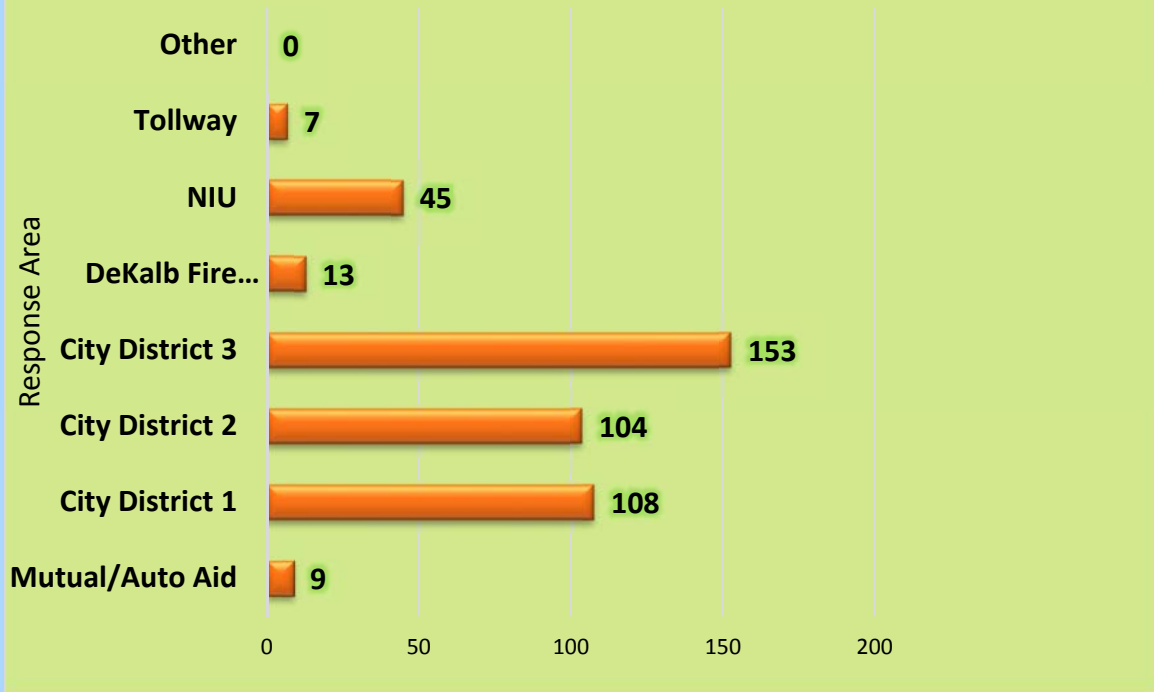


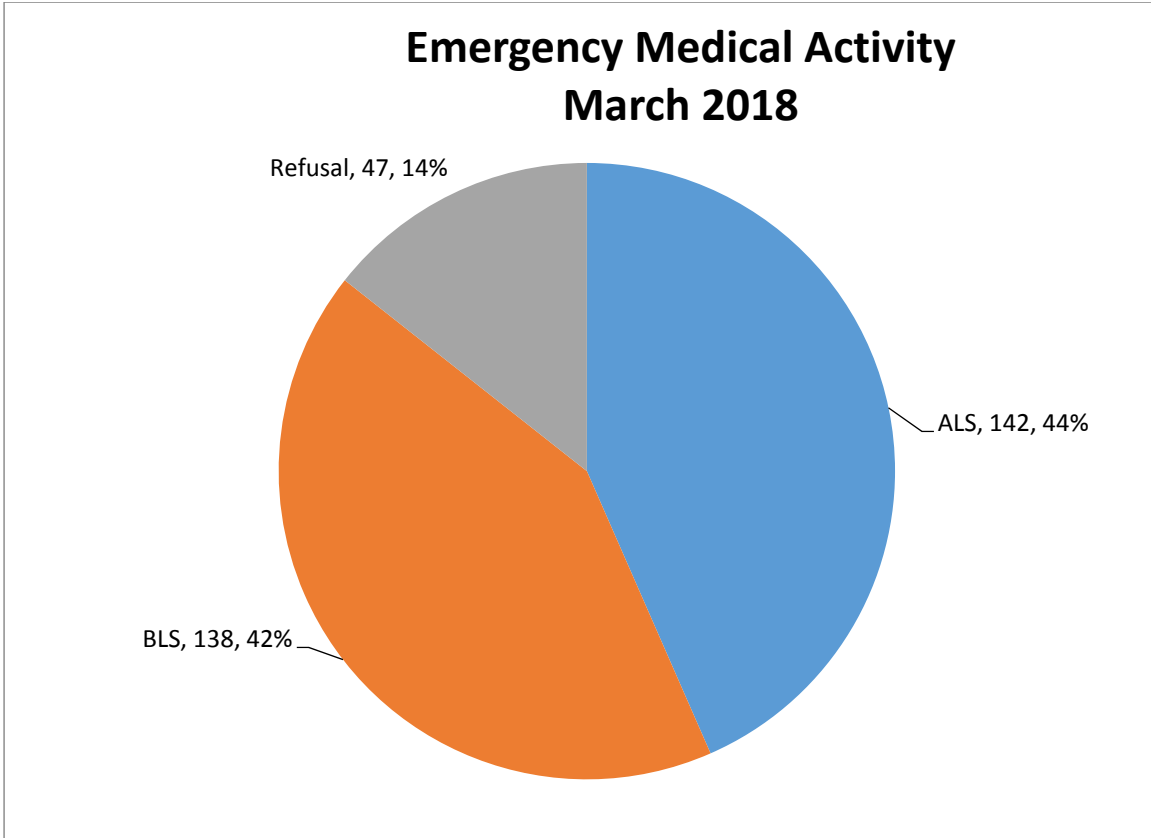
Calls By Station

439 Total Incidents

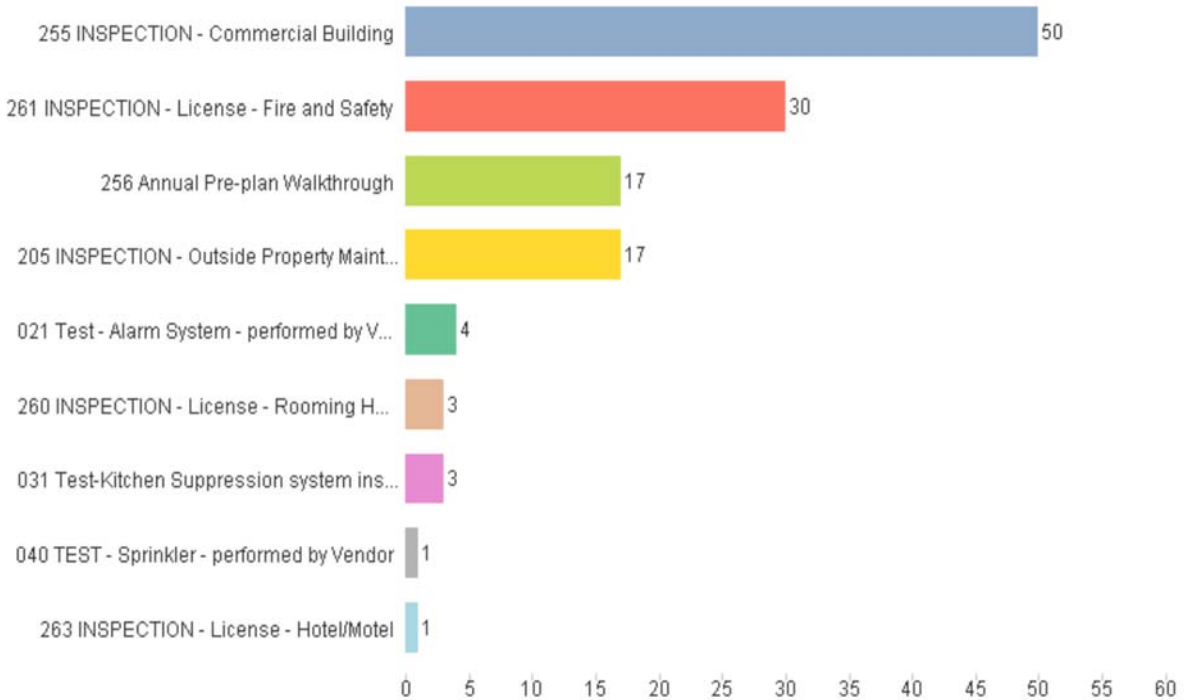


Calls by Response Area





Fire Prevention Inspections by Inspection Type



Overtime Comparison**March 2018**

	<u>Hours</u>	<u>Average OT Rate</u>	<u>Average Dollars</u>
Acting Pay	391.00	\$ 3.416	\$ 1,335.50
Admin	5.00	\$ 50.770	\$ 253.85
AM Person Needs	-	\$ 50.770	\$ -
Early Arrival	13.50	\$ 60.142	\$ 811.92
EMS	-	\$ 50.770	\$ -
Fill In	133.50	\$ 50.770	\$ 6,777.78
Fire	21.25	\$ 50.770	\$ 1,078.86
Fire Investigation	1.00	\$ 50.770	\$ 50.77
Fire Inspections	12.75	\$ 30.000	\$ 382.50
Haz Mat	17.50	\$ 50.770	\$ 888.47
Holdover	23.25	\$ 50.770	\$ 1,180.40
Pub Ed	14.00	\$ 32.000	\$ 448.00
Radio	-	\$ 32.000	\$ -
Recalls	96.25	\$ 50.770	\$ 4,886.60
Safety	-	\$ 50.770	\$ -
SCBA	-	\$ 32.000	\$ -
Special Event	110.75	\$ 41.000	\$ 4,540.75
TRT	-	\$ 50.770	\$ -
Vehicles	<u>7.25</u>	\$ 40.000	<u>\$ 290.00</u>
Totals	847.00		\$ 22,925.40

March 2017

	<u>Hours</u>	<u>Using FY18 OT Rate for Direct Comparison of Dollars</u>	<u>Average Dollars</u>
Acting Pay	360.00	\$ 3.416	\$ 1,229.62
Admin	7.50	\$ 50.770	\$ 380.77
AM Personnel	-	\$ 50.770	\$ -
Early Arrival	14.00	\$ 60.142	\$ 841.99
EMS	-	\$ 50.770	\$ -
Fill In	206.75	\$ 50.770	\$ 10,496.68
Fire	-	\$ 50.770	\$ -
Fire Investigation	-	\$ 50.770	\$ -
Fire Inspections	16.75	\$ 30.000	\$ 502.50
Haz Mat	22.25	\$ 50.770	\$ 1,129.63
Holdover	18.50	\$ 50.770	\$ 939.24
Pub Ed	-	\$ 32.000	\$ -
Radio	12.25	\$ 32.000	\$ 392.00
Recalls	92.25	\$ 50.770	\$ 4,683.52
Safety	-	\$ 50.770	\$ -
SCBA	-	\$ 32.000	\$ -
Special Event	124.50	\$ 41.000	\$ 5,104.50
TRT	-	\$ 50.770	\$ -
Vehicles	<u>38.75</u>	\$ 40.000	<u>\$ 1,550.00</u>
Totals	913.50		\$ 27,250.45



Time Off Comparison

March 2018	<u>Hours</u>	<u>Average Hourly Rate</u>	<u>Average Dollars</u>
Admin Leave	-	33.8466	\$ -
Bereavement	24.00	33.8466	\$ 812.32
Bank Time Used	-	33.8466	\$ -
Excused	63.00	33.8466	\$ 2,132.34
Illness - Family	77.00	33.8466	\$ 2,606.19
Illness - Self	220.25	33.8466	\$ 7,454.71
FMLA	96.00	33.8466	\$ 3,249.27
Kelly Day	1,104.00	33.8466	\$ 37,366.65
Suspension	-	33.8466	\$ -
Light Duty	168.00	33.8466	\$ 5,686.23
Off Duty Injury	-	33.8466	\$ -
Unpaid Leave	-	33.8466	\$ -
Vacation	1,368.00	33.8466	\$ 46,302.15
Work Comp	-	33.8466	\$ -
Totals	3,120.25		\$ 105,609.85

March 2017	<u>Hours</u>	<u>Using FY18 Hourly Rate for Direct Comparison of Dollars</u>	<u>Average Dollars</u>
Admin Leave	-	33.8466	\$ -
Bereavement	-	33.8466	\$ -
Bank Time Used	-	33.8466	\$ -
Excused	9.00	33.8466	\$ 304.62
Illness - Family	44.00	33.8466	\$ 1,489.25
Illness - Self	230.00	33.8466	\$ 7,784.72
FMLA	-	33.8466	\$ -
Kelly Day	1,008.00	33.8466	\$ 34,117.37
Light Duty	-	33.8466	\$ -
Off Duty Injury	120.00	33.8466	\$ 4,061.59
Unpaid Leave	-	33.8466	\$ -
Vacation	1,536.00	33.8466	\$ 51,988.38
Work Comp	-	33.8466	\$ -
Totals	2,947.00	33.8466	\$ 99,745.93

