

DeKalb Fire Department



August 2018 Report

DeKalb Fire Department

700 Pine Street
DeKalb, Illinois 60115

815.748.8460 phone
815.748.8497 fax

www.cityofdekalb.com/DFD.htm
www.facebook.com/dekalbfire

Training

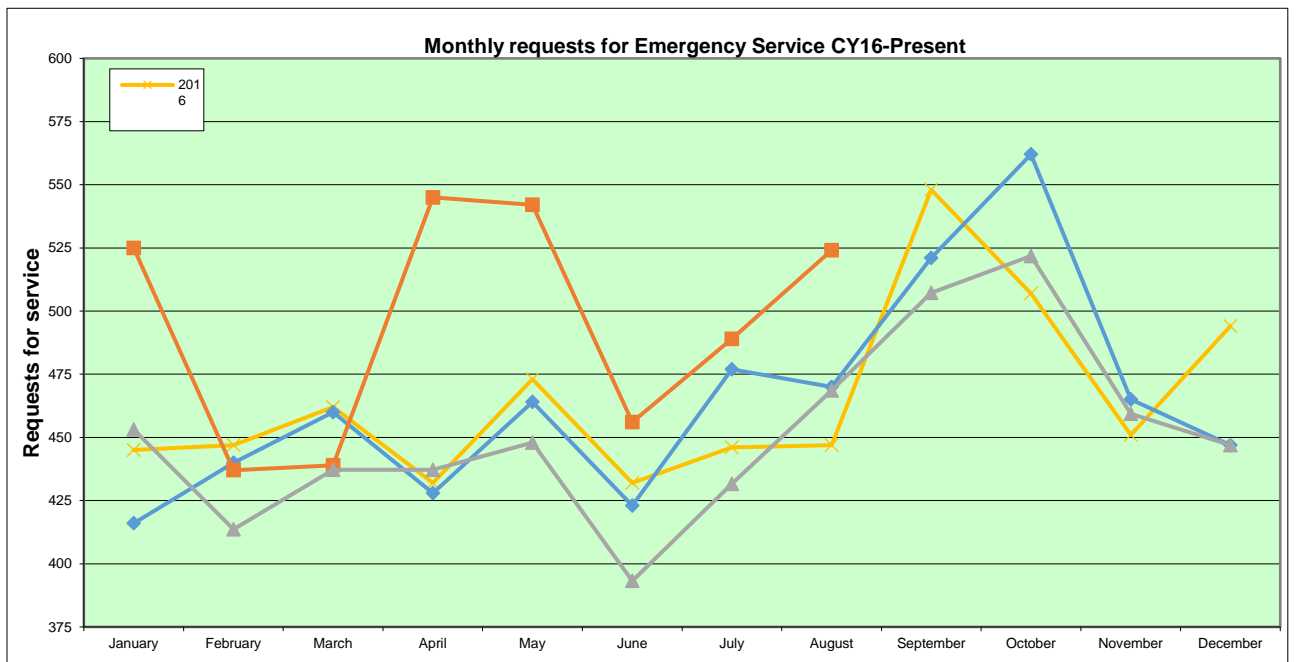
DeKalb firefighters spent 1,647.02 hours training during August 2018. Firefighters receive monthly fire training and bi-monthly hazardous materials and technical rescue training. Emergency Medical Technicians receive monthly EMS training.

Operations

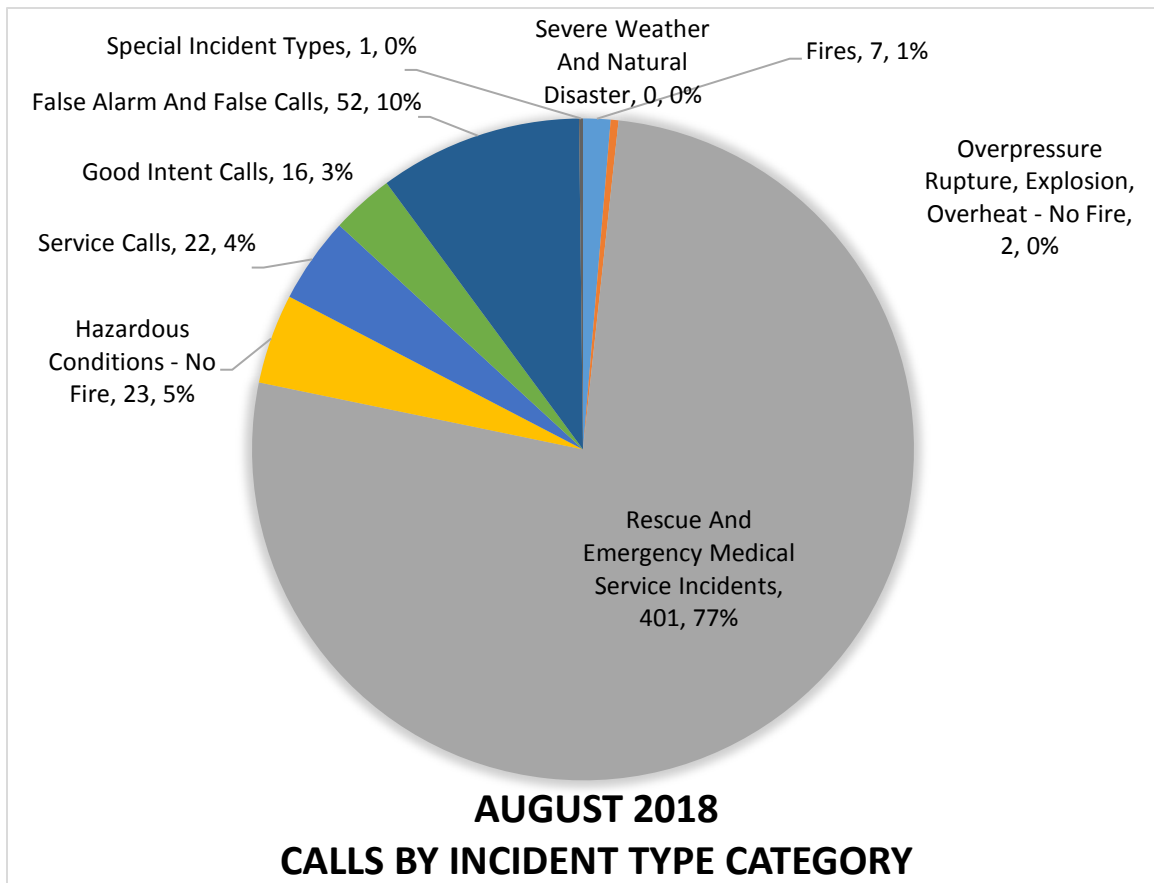
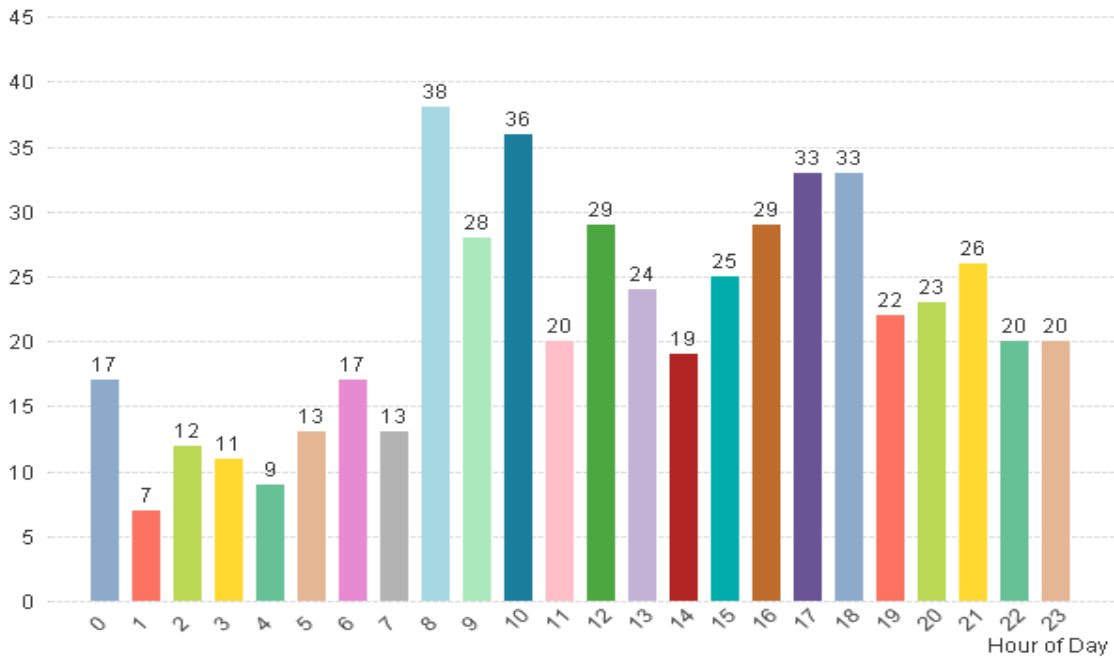
The DeKalb Fire Department responded to 524 incidents in August 2018. Emergency medical requests accounted for 401 (76.52%) of the monthly total. The remaining 123 (23.48%) of the incidents were fire/rescue related requests.

Mutual aid was provided to other communities on 7 incidents and was requested by DeKalb for 5 total incidents.

	<u>Jan</u>	<u>Feb</u>	<u>Mar</u>	<u>Apr</u>	<u>May</u>	<u>June</u>	<u>July</u>	<u>Aug</u>	<u>Sept</u>	<u>Oct</u>	<u>Nov</u>	<u>Dec</u>	<u>totals</u>	<u>mid-year</u>
2010	444	397	375	408	354	358	384	450	470	593	383	412	4964	2336
2011	390	438	386	416	394	344	431	446	480	580	441	360	5096	2368
2012	429	387	451	414	403	398	447	453	507	493	401	441	5205	2482
2013	430	399	406	482	413	364	416	454	476	514	442	417	5209	2494
2014	506	385	413	417	449	375	404	505	516	492	462	401	5325	2545
2015	469	397	445	427	441	372	415	467	475	534	477	476	5392	2551
2016	445	447	462	432	473	432	446	447	548	507	451	494	5584	2691
2017	416	440	460	428	464	423	477	470	521	562	465	447	5573	2631
2018	525	437	439	545	542	456	489	524					3957	2488
5 yr. Ave	453	413	437	437	448	393	431	468	507	521	459	447	5343	2552
Running totals														
CY17	416	856	1316	1744	2208	2631	3108	3578	4099	4661	5126	5573		
CY18	525	962	1401	1946	2488	2944	3433	3957						
diff	109	106	85	202	280	313	325	379						

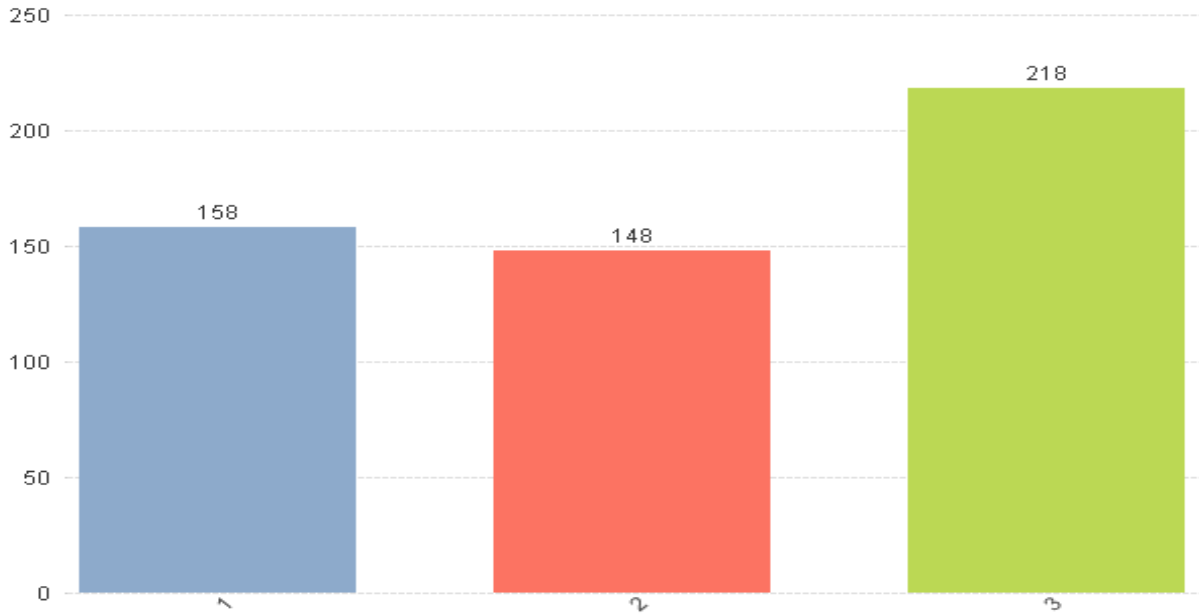


Calls by Hour of the Day
524 Total Incidents

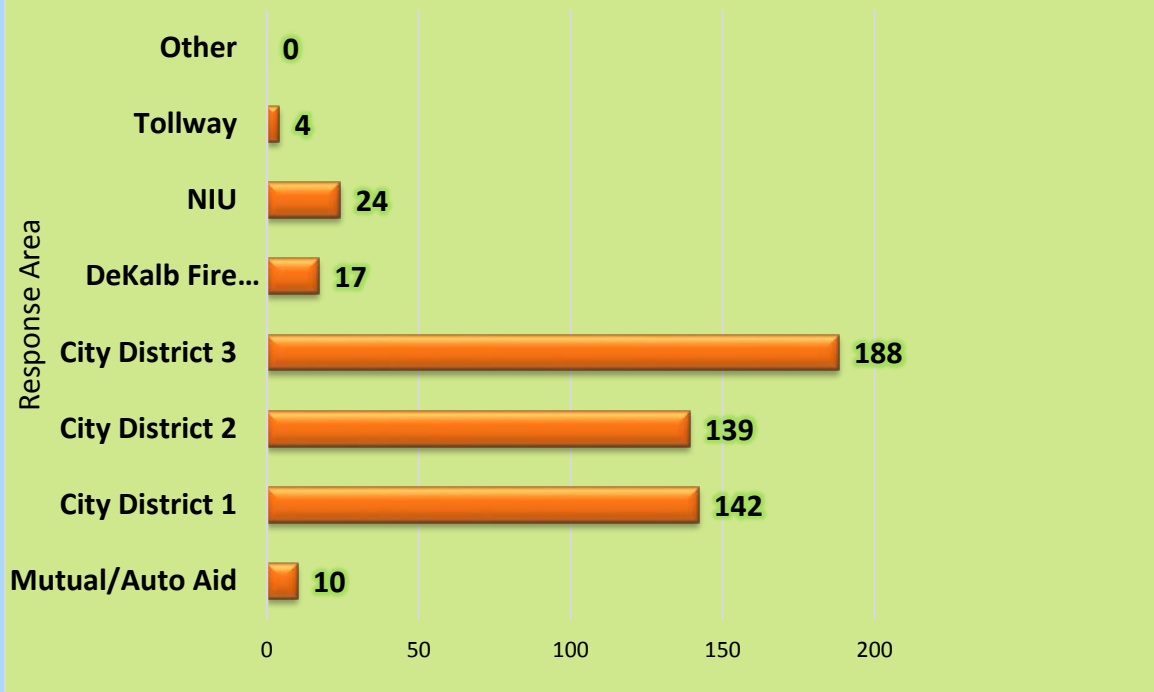


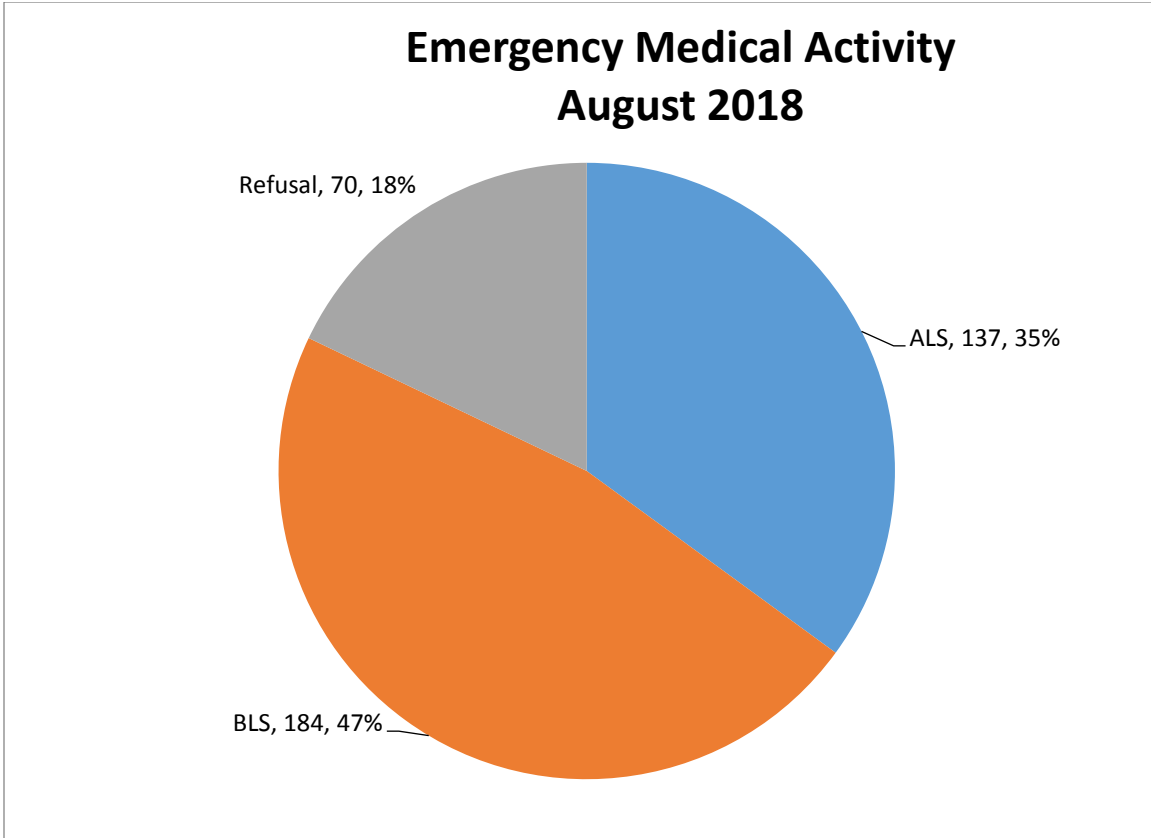
Calls By Station

524 Total Incidents

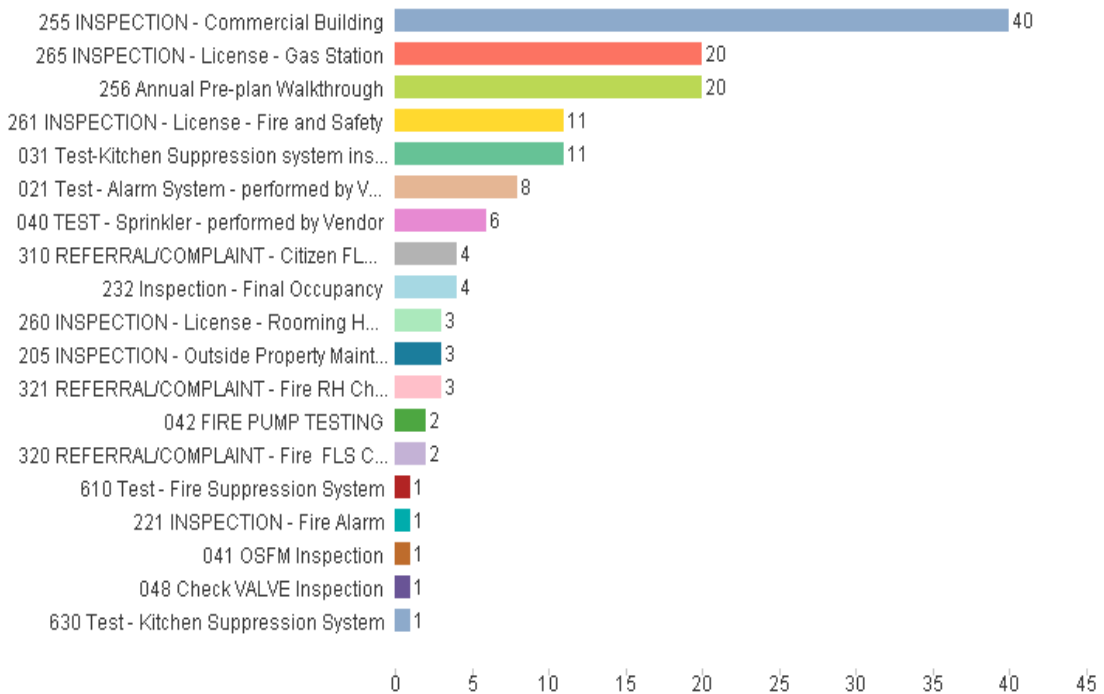


Calls by Response Area





Fire Prevention Inspections by Inspection Type



Overtime Comparison**August 2018**

	<u>Hours</u>		<u>Average OT Rate</u>		<u>Average Dollars</u>
Acting Pay	418.00	\$	3.416		\$ 1,427.72
Admin	4.00	\$	50.770		\$ 203.08
AM Person Needs	-	\$	50.770		\$ -
Early Arrival	13.50	\$	60.142		\$ 811.92
EMS	-	\$	50.770		\$ -
Fill In	814.75	\$	50.770		\$ 41,364.78
Fire	7.00	\$	50.770		\$ 355.39
Fire Investigation	0.50	\$	50.770		\$ 25.38
Fire Inspections	8.75	\$	30.000		\$ 262.50
Haz Mat	29.75	\$	50.770		\$ 1,510.40
Holdover	41.50	\$	50.770		\$ 2,106.95
Pub Ed	14.50	\$	32.000		\$ 464.00
Radio	-	\$	32.000		\$ -
Recalls	114.25	\$	50.770		\$ 5,800.46
Safety	-	\$	50.770		\$ -
SCBA	-	\$	32.000		\$ -
Special Event	99.25	\$	41.000		\$ 4,069.25
TRT	27.00	\$	50.770		\$ 1,370.79
Vehicles	<u>44.25</u>	\$	40.000		<u>\$ 1,770.00</u>
Totals	1,637.00				\$ 61,542.62

August 2017

	<u>Hours</u>		<u>Using FY18 OT Rate for Direct Comparison of Dollars</u>		<u>Average Dollars</u>
Acting Pay	352.00	\$	3.416		\$ 1,202.29
Admin	12.50	\$	50.770		\$ 634.62
AM Personnel	-	\$	50.770		\$ -
Early Arrival	15.50	\$	60.142		\$ 932.20
EMS	-	\$	50.770		\$ -
Fill In	217.00	\$	50.770		\$ 11,017.07
Fire	12.75	\$	50.770		\$ 647.32
Fire Investigation	-	\$	50.770		\$ -
Fire Inspections	29.00	\$	30.000		\$ 870.00
Haz Mat	24.75	\$	50.770		\$ 1,256.56
Holdover	16.50	\$	50.770		\$ 837.70
Pub Ed	26.00	\$	32.000		\$ 832.00
Radio	-	\$	32.000		\$ -
Recalls	118.75	\$	50.770		\$ 6,028.93
Safety	-	\$	50.770		\$ -
SCBA	-	\$	32.000		\$ -
Special Event	70.00	\$	41.000		\$ 2,870.00
TRT	40.75	\$	50.770		\$ 2,068.87
Vehicles	<u>102.00</u>	\$	40.000		<u>\$ 4,080.00</u>
Totals	1,037.50				\$ 33,277.56



Time Off Comparison

August 2018	<u>Hours</u>	<u>Average Hourly Rate</u>	<u>Average Dollars</u>
Admin Leave	-	33.8466	\$ -
Bereavement	24.00	33.8466	\$ 812.32
Bank Time Used	-	33.8466	\$ -
Excused	375.75	33.8466	\$ 12,717.86
Illness - Family	154.00	33.8466	\$ 5,212.38
Illness - Self	214.00	33.8466	\$ 7,243.17
FMLA	312.00	33.8466	\$ 10,560.14
Kelly Day	1,032.00	33.8466	\$ 34,929.69
Suspension	-	33.8466	\$ -
Light Duty	163.00	33.8466	\$ 5,517.00
Off Duty Injury	96.00	33.8466	\$ 3,249.27
Unpaid Leave	-	33.8466	\$ -
Vacation	1,968.00	33.8466	\$ 66,610.11
Work Comp	<u>5.00</u>	33.8466	<u>\$ 169.23</u>
Totals	4,343.75		\$ 147,021.17

August 2017	<u>Hours</u>	<u>Using FY18 Hourly Rate for Direct Comparison of Dollars</u>	<u>Average Dollars</u>
Admin Leave	-	33.8466	\$ -
Bereavement	9.00	33.8466	\$ 304.62
Bank Time Used	-	33.8466	\$ -
Excused	178.00	33.8466	\$ 6,024.69
Illness - Family	25.75	33.8466	\$ 871.55
Illness - Self	120.00	33.8466	\$ 4,061.59
FMLA	-	33.8466	\$ -
Kelly Day	1,056.00	33.8466	\$ 35,742.01
Light Duty	-	33.8466	\$ -
Off Duty Injury	72.00	33.8466	\$ 2,436.96
Unpaid Leave	-	33.8466	\$ -
Vacation	1,800.00	33.8466	\$ 60,923.88
Work Comp	<u>-</u>	33.8466	<u>\$ -</u>
Totals	3,260.75	33.8466	\$ 110,365.30

