

## DeKalb Fire Department



## Calendar Year 2018 Report

### DeKalb Fire Department

700 Pine Street  
DeKalb, Illinois 60115

815.748.8460 phone  
815.748.8497 fax

[www.cityofdekalb.com/DFD.htm](http://www.cityofdekalb.com/DFD.htm)  
[www.facebook.com/dekalbfire](https://www.facebook.com/dekalbfire)

### Training

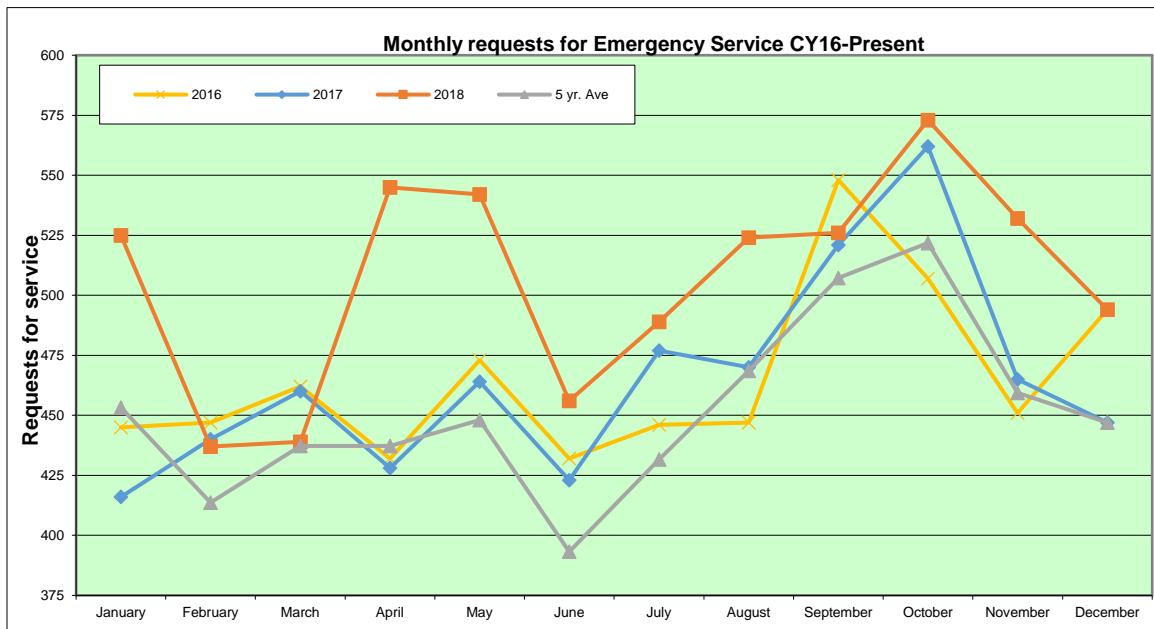
DeKalb firefighters spent 18,496.9 hours training during 2018. Firefighters receive monthly fire training and bi-monthly hazardous materials and technical rescue training. Emergency Medical Technicians receive monthly EMS training.

### Operations

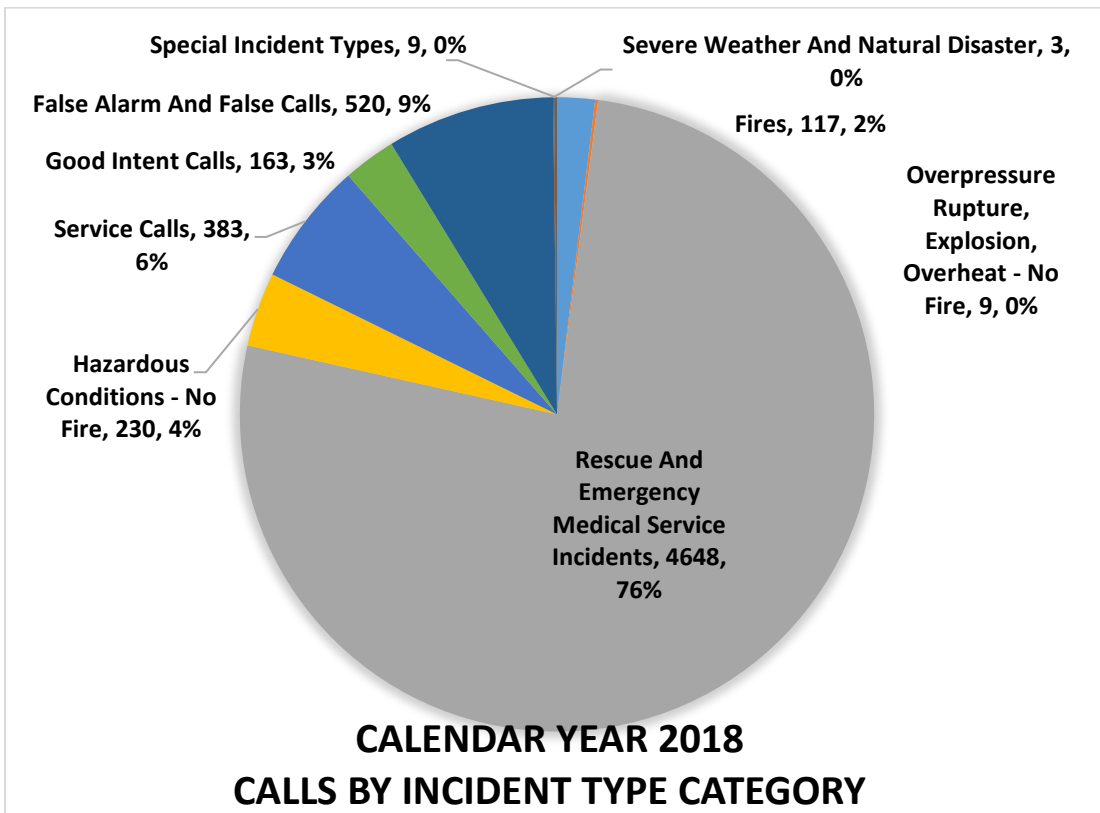
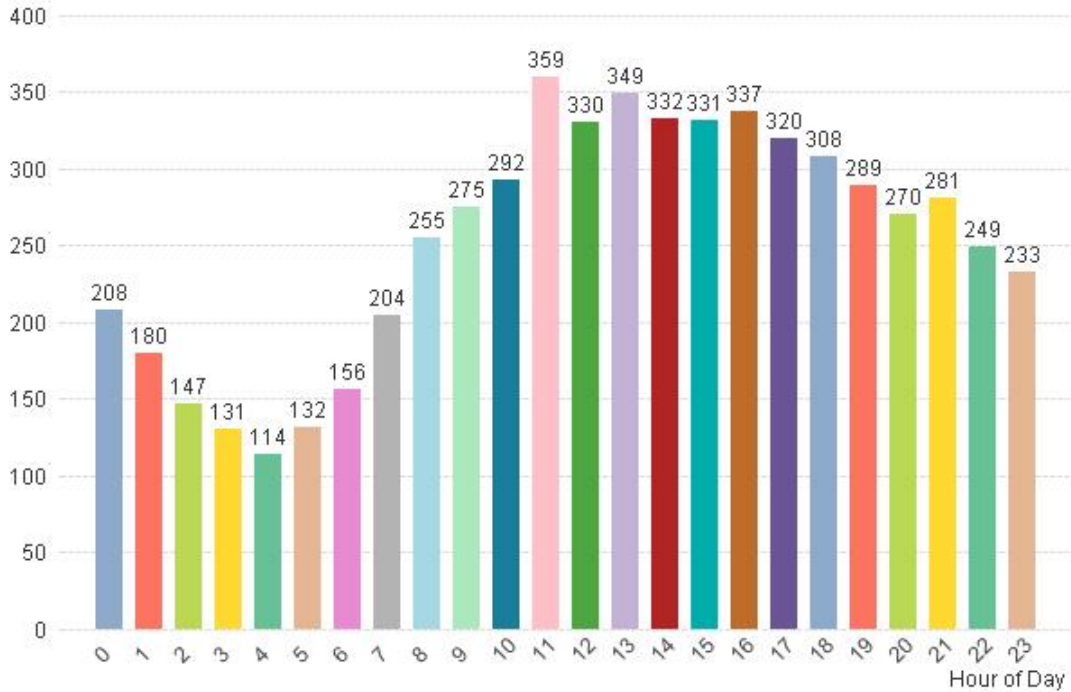
The DeKalb Fire Department responded to 6,082 incidents in 2018. Emergency medical requests accounted for 4,648 (76.42%) of the total. The remaining 1,434 (23.58%) of the incidents were fire/rescue related requests.

Mutual aid was provided to other communities on 9 incidents and was requested by DeKalb for 1 incident.

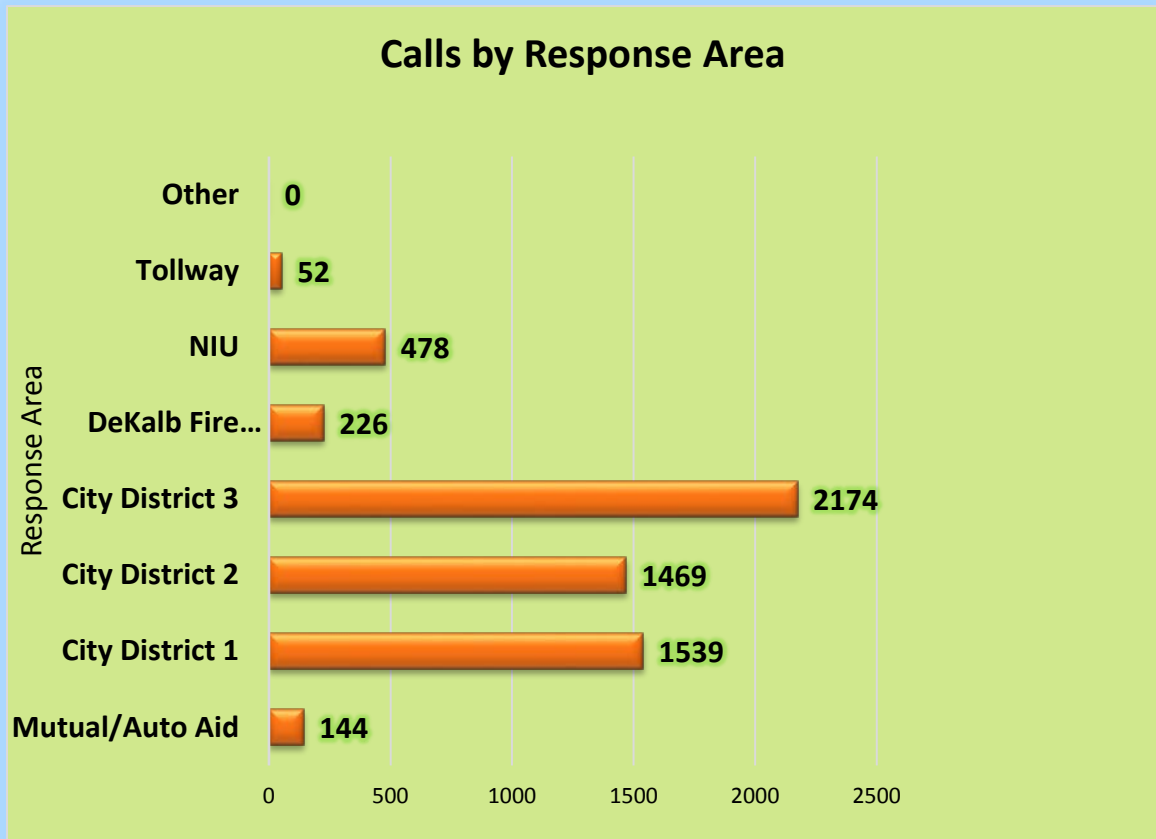
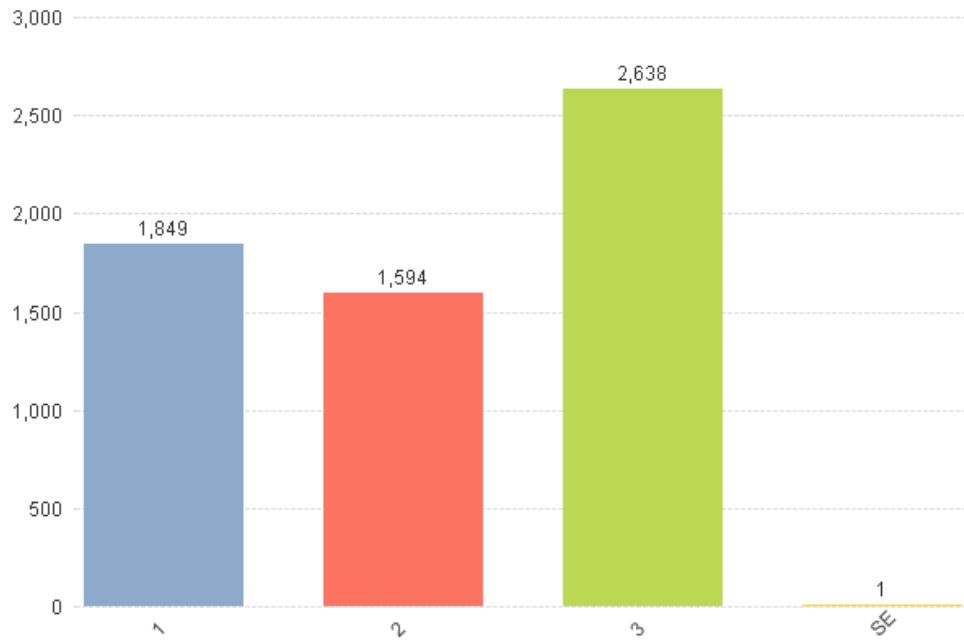
	<u>Jan</u>	<u>Feb</u>	<u>Mar</u>	<u>Apr</u>	<u>May</u>	<u>Jun</u>	<u>Jul</u>	<u>Aug</u>	<u>Sep</u>	<u>Oct</u>	<u>Nov</u>	<u>Dec</u>	<u>total</u>	<u>Mid-year</u>
2010	444	397	375	408	354	358	384	450	470	593	383	412	4964	2336
2011	390	438	386	416	394	344	431	446	480	580	441	360	5096	2368
2012	429	387	451	414	403	398	447	453	507	493	401	441	5205	2482
2013	430	399	406	482	413	364	416	454	476	514	442	417	5209	2494
2014	506	385	413	417	449	375	404	505	516	492	462	401	5325	2545
2015	469	397	445	427	441	372	415	467	475	534	477	476	5392	2551
2016	445	447	462	432	473	432	446	447	548	507	451	494	5584	2691
2017	416	440	460	428	464	423	477	470	521	562	465	447	5573	2631
2018	525	437	439	545	542	456	489	524	526	573	532	494	6082	2944
5 yr. Ave	453.2	413.6	437.2	437.2	448.0	393.2	431.6	468.6	507.2	521.8	459.4	447.0	5343	2552
<b>Running totals</b>														
CY17	<b>416</b>	<b>856</b>	<b>1316</b>	<b>1744</b>	<b>2208</b>	<b>2631</b>	<b>3108</b>	<b>3578</b>	<b>4099</b>	<b>4661</b>	<b>5126</b>	<b>5573</b>		
CY18	<b>525</b>	<b>962</b>	<b>1401</b>	<b>1946</b>	<b>2488</b>	<b>2944</b>	<b>3433</b>	<b>3957</b>	<b>4483</b>	<b>5056</b>	<b>5588</b>	<b>6082</b>		
differ ence	109	106	85	202	280	313	325	379	384	395	462	509		

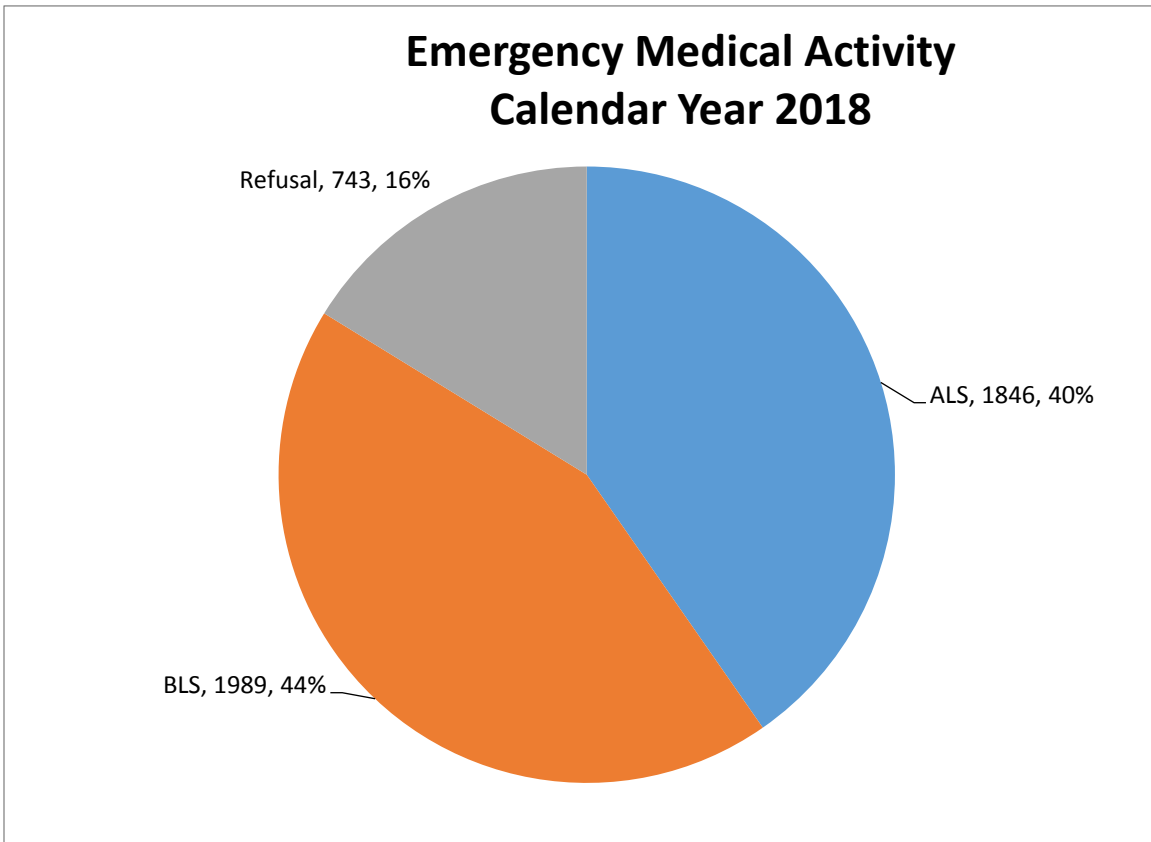


**Calls by Hour of the Day**  
6082 Total Incidents

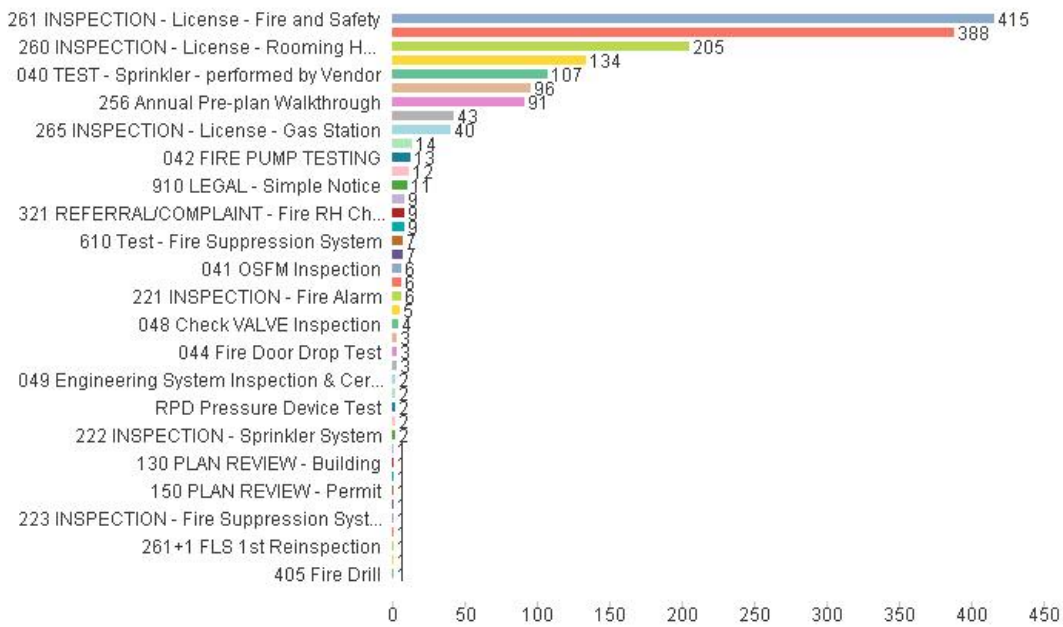


**Calls By Station**  
6082 Total Incidents





### Fire Prevention Inspections by Inspection Type



**Overtime Comparison****Calendar Year 2018**

	<u>Hours</u>		<u>Average OT Rate</u>		<u>Average Dollars</u>
Acting Pay	4,316.00	\$	3.416	\$	14,741.73
Admin	78.00	\$	50.770	\$	3,960.05
AM Person Needs	2.00	\$	50.770	\$	101.54
Early Arrival	170.50	\$	60.142	\$	10,254.21
EMS	92.00	\$	50.770	\$	4,670.83
Fill In	4,230.00	\$	50.770	\$	214,756.68
Fire	90.00	\$	50.770	\$	4,569.29
Fire Investigation	55.00	\$	50.770	\$	2,792.34
Fire Inspections	262.75	\$	30.000	\$	7,882.50
Haz Mat	249.25	\$	50.770	\$	12,654.40
Holdover	330.00	\$	50.770	\$	16,754.07
Pub Ed	163.75	\$	32.000	\$	5,240.00
Radio	-	\$	32.000	\$	-
Recalls	1,418.50	\$	50.770	\$	72,017.10
Safety	-	\$	50.770	\$	-
SCBA	-	\$	32.000	\$	-
Special Event	1,071.50	\$	41.000	\$	43,931.50
TRT	205.75	\$	50.770	\$	10,445.91
Vehicles	<u>283.75</u>	\$	40.000	\$	<u>11,350.00</u>
Totals	13,018.75			\$	436,122.15

**Calendar Year 2017**

	<u>Hours</u>		<u>Using FY17 OT Rate for Direct Comparison of Dollars</u>		<u>Average Dollars</u>
Acting Pay	3,794.25	\$	3.416	\$	12,959.64
Admin	94.50	\$	50.770	\$	4,797.76
AM Person Needs	-	\$	50.770	\$	-
Early Arrival	164.00	\$	60.142	\$	9,863.29
EMS	76.75	\$	50.770	\$	3,896.59
Fill In	3,146.00	\$	50.770	\$	159,722.11
Fire	142.25	\$	50.770	\$	7,222.02
Fire Investigation	53.75	\$	50.770	\$	2,728.88
Fire Inspections	500.00	\$	30.000	\$	15,000.00
Haz Mat	107.25	\$	50.770	\$	5,445.07
Holdover	307.25	\$	50.770	\$	15,599.05
Pub Ed	165.25	\$	32.000	\$	5,288.00
Radio	18.75	\$	32.000	\$	600.00
Recalls	1,150.75	\$	50.770	\$	58,423.46
Safety	-	\$	50.770	\$	-
SCBA	3.50	\$	32.000	\$	112.00
Special Event	1,414.75	\$	41.000	\$	58,004.75
TRT	90.50	\$	50.770	\$	4,594.68
Vehicles	<u>335.00</u>	\$	40.000	\$	<u>13,400.00</u>
Totals	11,564.50			\$	377,657.29



**Time Off Comparison**

<b>Calendar Year 2018</b>	<b><u>Hours</u></b>	<b><u>Average Hourly Rate</u></b>	<b><u>Average Dollars</u></b>
Admin Leave	-	33.8466	\$ -
Bereavement	229.50	33.8466	\$ 7,767.79
Bank Time Used	-	33.8466	\$ -
Excused	1,918.25	33.8466	\$ 64,926.24
Illness - Family	942.25	33.8466	\$ 31,891.96
Illness - Self	2,915.50	33.8466	\$ 98,679.76
FMLA	1,272.75	33.8466	\$ 43,078.26
Kelly Day	12,264.00	33.8466	\$ 415,094.70
Suspension	-	33.8466	\$ -
Light Duty	1,159.00	33.8466	\$ 39,228.21
Off Duty Injury	512.25	33.8466	\$ 17,337.92
Unpaid Leave	-	33.8466	\$ -
Vacation	19,475.00	33.8466	\$ 659,162.54
Work Comp	<u>734.75</u>	33.8466	<u>\$ 24,868.79</u>
Totals	41,423.25		\$1,402,036.17

<b>Calendar Year 2017</b>	<b><u>Hours</u></b>	<b><u>Using FY18 Hourly Rate for Direct Comparison of Dollars</u></b>	<b><u>Average Dollars</u></b>
Admin Leave	-	33.8466	\$ -
Bereavement	140.25	33.8466	\$ 4,746.99
Comp Used	-	33.8466	\$ -
Bank Time Used	24.00	33.8466	\$ 812.32
Excused	1,365.50	33.8466	\$ 46,217.53
Illness - Family	521.25	33.8466	\$ 17,642.54
Illness - Self	2,110.75	33.8466	\$ 71,441.71
FMLA	1,253.00	33.8466	\$ 42,409.79
Kelly Day	12,240.00	33.8466	\$ 414,282.38
Suspension	-	33.8466	\$ -
Light Duty	197.00	33.8466	\$ 6,667.78
Off Duty Injury	552.00	33.8466	\$ 18,683.32
Unpaid Leave	-	33.8466	\$ -
Vacation	18,576.00	33.8466	\$ 628,734.44
Work Comp	<u>600.00</u>	33.8466	<u>\$ 20,307.96</u>
Totals	37,579.75		\$1,271,946.77

