



200 South Fourth Street
DeKalb, Illinois 60115
815.748.2000 • cityofdekalb.com

Reports and Statistics

March 2015

DeKalb Fire Department

700 Pine Street
DeKalb, Illinois 60115

815.748.8460 phone
815.748.8497 fax

www.cityofdekalb.com/DFD.htm
www.facebook.com/dekalbfire

**DeKalb Fire Department
March 2015 Overtime Comparison
to 2014**

March 2015

	<u>Hours</u>	<u>Average OT Rate</u>	<u>Average Dollars</u>
Acting Pay	298.50	\$ 3.071	\$ 916.72
Admin	3.25	\$ 45.650	\$ 148.36
AM Person Needs	-	\$ 45.650	\$ -
Blizzard	-	\$ 45.650	\$ -
Early Arrival	14.50	\$ 54.077	\$ 784.11
EMS	25.50	\$ 45.650	\$ 1,164.06
Fill In	298.00	\$ 45.650	\$ 13,603.58
Fire	-	\$ 45.650	\$ -
Fire Investigation	-	\$ 45.650	\$ -
Fire Prevention	4.00	\$ 45.650	\$ 182.60
Haz Mat	-	\$ 45.650	\$ -
Holdover	11.00	\$ 45.650	\$ 502.15
Pub Ed	6.00	\$ 45.650	\$ 273.90
Radio	-	\$ 45.650	\$ -
Recalls	97.25	\$ 45.650	\$ 4,439.42
Safety	-	\$ 45.650	\$ -
SCBA	-	\$ 45.650	\$ -
Special Event	101.50	\$ 39.000	\$ 3,958.50
TRT	-	\$ 45.650	\$ -
Vehicles	2.00	\$ 45.650	\$ 91.30
Totals	861.50		\$ 26,064.70

March 2014

Using FY14 OT
Rate for Direct
Comparison of

	<u>Hours</u>	<u>Dollars</u>	<u>Average Dollars</u>
Acting Pay	364.00	\$ 3.071	\$ 1,117.88
Admin	-	\$ 45.650	\$ -
AM Personnel	-	\$ 45.650	\$ -
Early Arrival	15.00	\$ 45.650	\$ 684.74
EMS	-	\$ 54.077	\$ -
Fill In	386.00	\$ 45.650	\$ 17,620.75
Fire	-	\$ 45.650	\$ -
Fire Investigation	-	\$ 45.650	\$ -
Fire Prevention	-	\$ 45.650	\$ -
Haz Mat	-	\$ 45.650	\$ -
Holdover	31.00	\$ 45.650	\$ 1,415.14
Pub Ed	3.50	\$ 45.650	\$ 159.77
Radio	-	\$ 45.650	\$ -
Recalls	91.75	\$ 45.650	\$ 4,188.35
SCBA	-	\$ 45.650	\$ -
Special Event	109.25	\$ 39.000	\$ 4,260.75
TRT	-	\$ 45.650	\$ -
Vehicles	8.50	\$ 45.650	\$ 388.02
Totals	1,009.00		\$ 29,835.40

**DeKalb Fire Department
March 2015 Time Off Comparison
to 2014**

March 2015

	<u>Hours</u>	<u>Average Hourly</u>	
		<u>Rate</u>	<u>Average Dollars</u>
Admin Leave	0	29.6908	\$ -
Bereavement	48	29.6908	\$ 1,425.16
Comp Used	0	29.6908	\$ -
Excused	24.00	29.6908	\$ 712.58
Illness - Family	188.00	29.6908	\$ 5,581.87
Illness - Self	190.25	29.6908	\$ 5,648.67
Illness - Long Term	-	29.6908	\$ -
Kelly Day	936.00	29.6908	\$ 27,790.59
Suspension	-	29.6908	\$ -
Light Duty	2.00	29.6908	\$ 59.38
Off Duty Injury	72.00	29.6908	\$ 2,137.74
Unpaid Leave	-	29.6908	\$ -
Vacation	1,536.00	29.6908	\$ 45,605.07
Work Comp	<u>528.00</u>	<u>29.6908</u>	<u>\$ 15,676.74</u>
Totals	3,524.25		\$ 104,637.80

March 2014

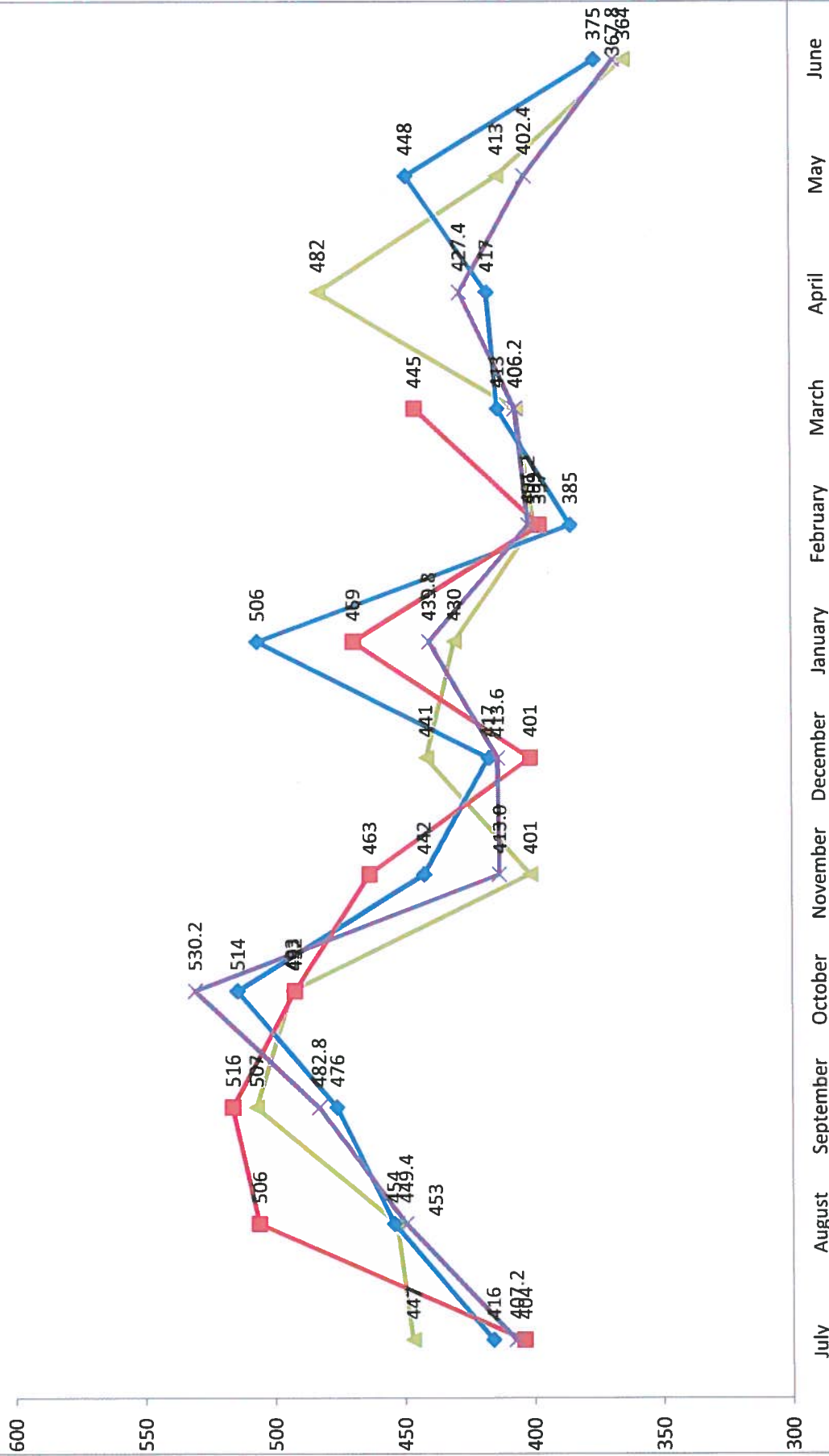
	<u>Hours</u>	<u>Using FY13 Hourly Rate for Direct Comparison of Dollars</u>		<u>Average Dollars</u>
Admin Leave	0	29.6908		0
Comp Used	0	29.6908	\$	-
Bereavement	0	29.6908	\$	-
Excused	-	29.6908	\$	-
Illness - Family	242.75	29.6908	\$	7,207.44
Illness - Self	308.50	29.6908	\$	9,159.61
Kelly Day	1,104.00	29.6908	\$	32,778.64
Light Duty	127.25	29.6908	\$	3,778.15
Off Duty Injury	144.00	29.6908	\$	4,275.48
Unpaid Leave	-	29.6908	\$	-
Vacation	1,560.00	29.6908	\$	46,317.65
Work Comp	<u>240.00</u>	<u>29.6908</u>	<u>\$</u>	<u>7,125.79</u>
Totals	3,726.50		\$	110,642.77

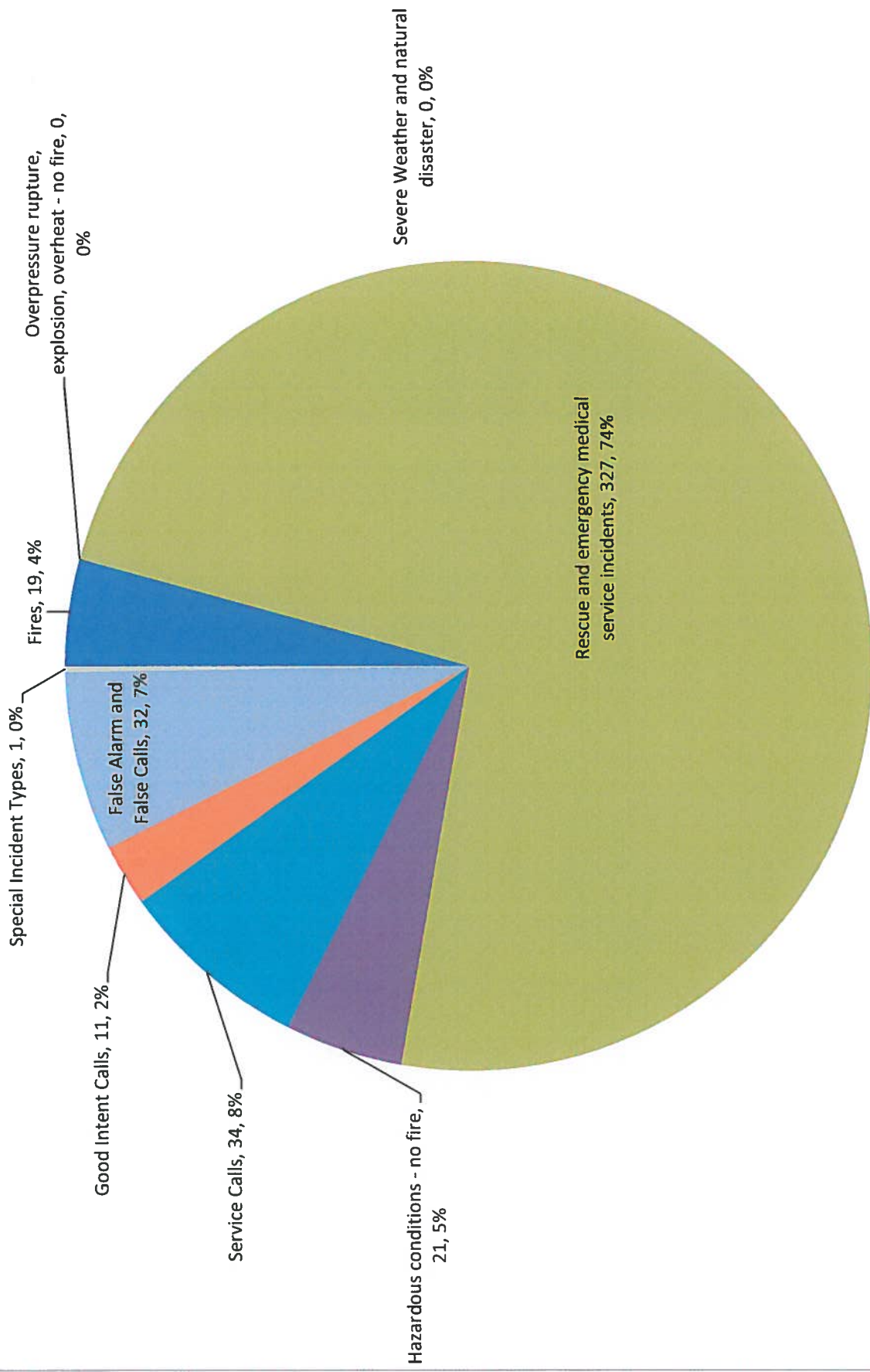
Monthly Requests for Emergency Service

	<u>July</u>	<u>August</u>	<u>September</u>	<u>October</u>	<u>November</u>	<u>December</u>	<u>January</u>	<u>February</u>	<u>March</u>	<u>April</u>	<u>May</u>	<u>June</u>	<u>totals</u>	<u>mid-year</u>
FY95	191	293	254	277	261	253	219	240	204	269	221	201	2883	1529
FY96	258	267	261	279	264	231	235	246	245	243	205	210	2944	1560
FY97	296	287	296	286	257	236	265	213	200	251	225	252	3064	1658
FY98	252	263	279	308	267	223	256	223	264	285	610	247	3477	1592
FY99	264	312	322	371	278	276	289	242	272	273	279	289	3467	1823
FY00	317	312	320	351	234	248	267	273	254	269	291	232	3368	1782
FY01	233	311	351	303	268	256	284	298	277	277	257	298	3413	1722
FY02	320	291	339	344	309	268	270	245	269	331	269	242	3497	1871
FY03	274	363	350	348	314	279	319	305	335	327	291	244	3749	1928
FY04	285	327	335	345	330	245	318	318	277	345	328	281	3734	1867
FY05	264	335	384	416	330	329	320	331	378	343	328	351	4109	2058
FY06	280	353	377	401	377	317	366	315	353	394	329	305	4167	2105
FY07	371	365	458	448	357	342	367	407	415	406	356	368	4660	2341
FY08	388	500	481	460	420	395	384	443	419	348	381	358	4977	2644
FY09	393	471	473	500	427	451	433	377	369	432	338	320	4984	2715
FY10	358	444	481	471	398	438	444	397	375	408	354	358	4926	2590
FY11	384	450	470	593	383	412	390	438	386	416	394	344	5060	2692
FY12	431	446	480	580	441	360	429	387	451	414	403	398	5220	2738
FY13	447	453	507	493	401	441	430	399	406	482	413	364	5236	2742
FY14	416	454	476	514	442	417	506	385	413	417	448	375	5263	2719
FY15	404	506	516	492	463	401	469	397	445					4093
Prev 5 yr. ,	407.2	449.4	482.8	530.2	413.0	413.6	439.8	401.2	406.2	427.4	402.4	367.8	5141.0	2696.2
Running totals														
FY14	416	870	1346	1860	2302	2719	3225	3610	4023	4440	4888	5263		
FY15	404	910	1426	1918	2381	2782	3251	3648	4093	0	0	0		
difference	-12	40	80	58	79	63	26	38	70					

Monthly Requests for Emergency Service

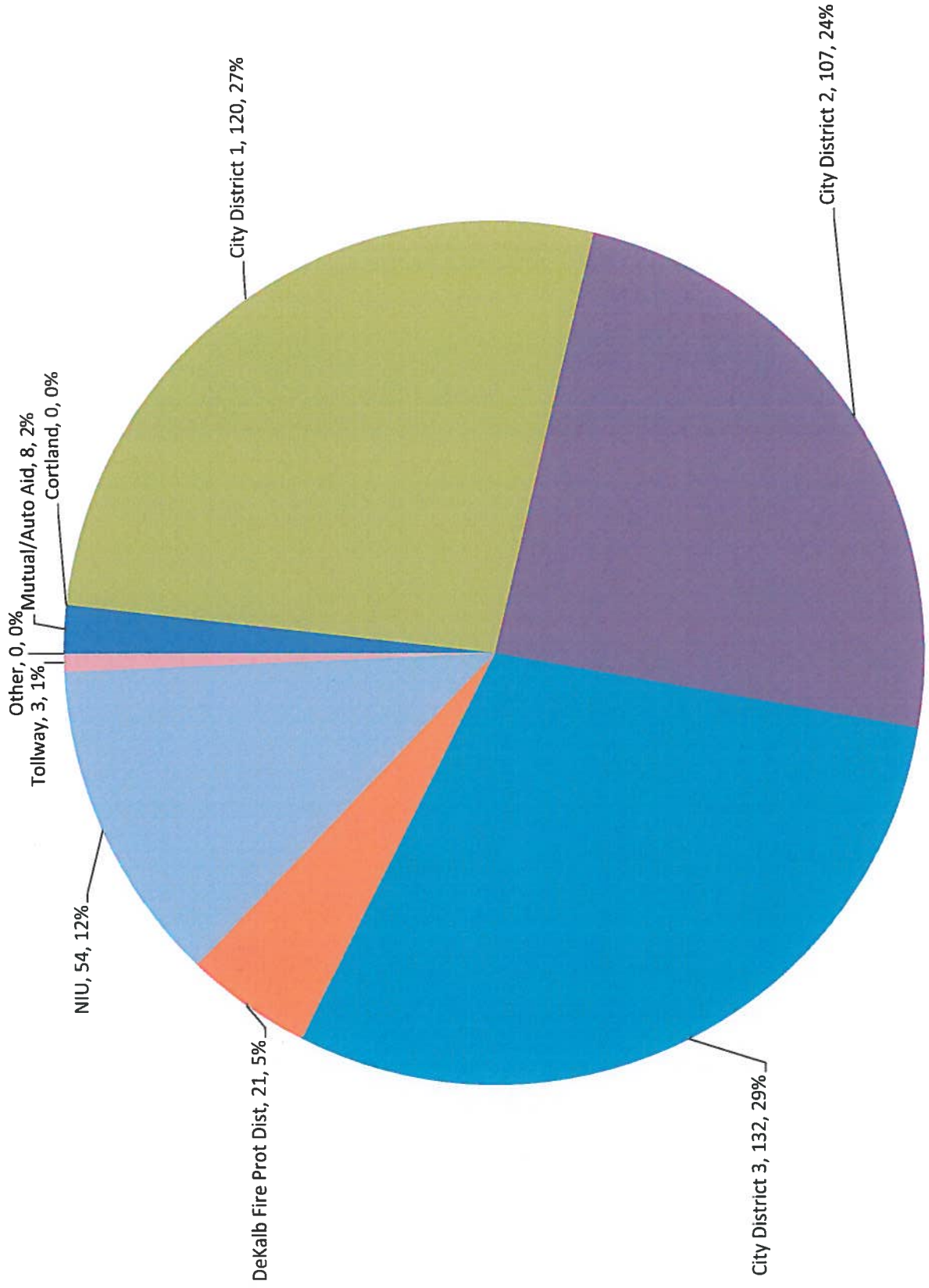
—◆— FY13
 —◆— FY14
 —■— FY15
 —×— Prev 5 yr. Ave



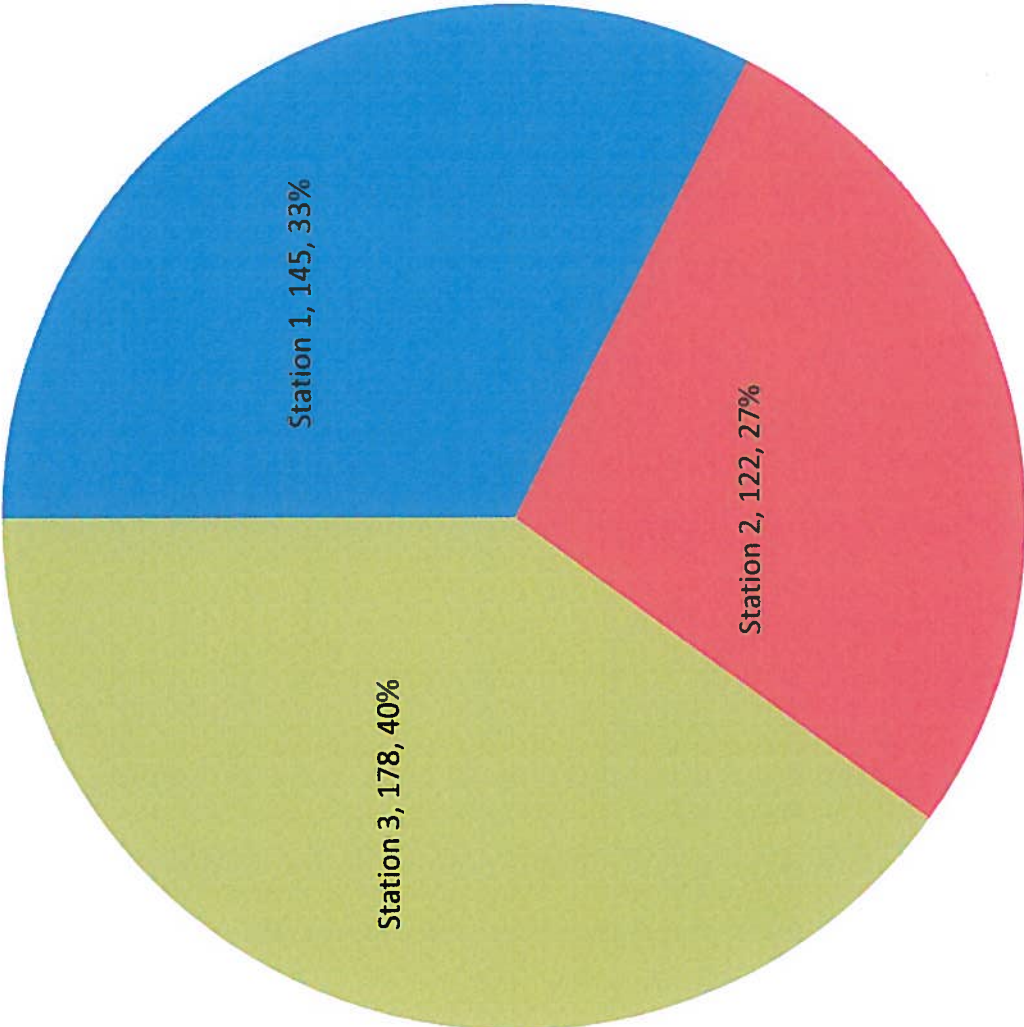


Calls By Incident Type Category

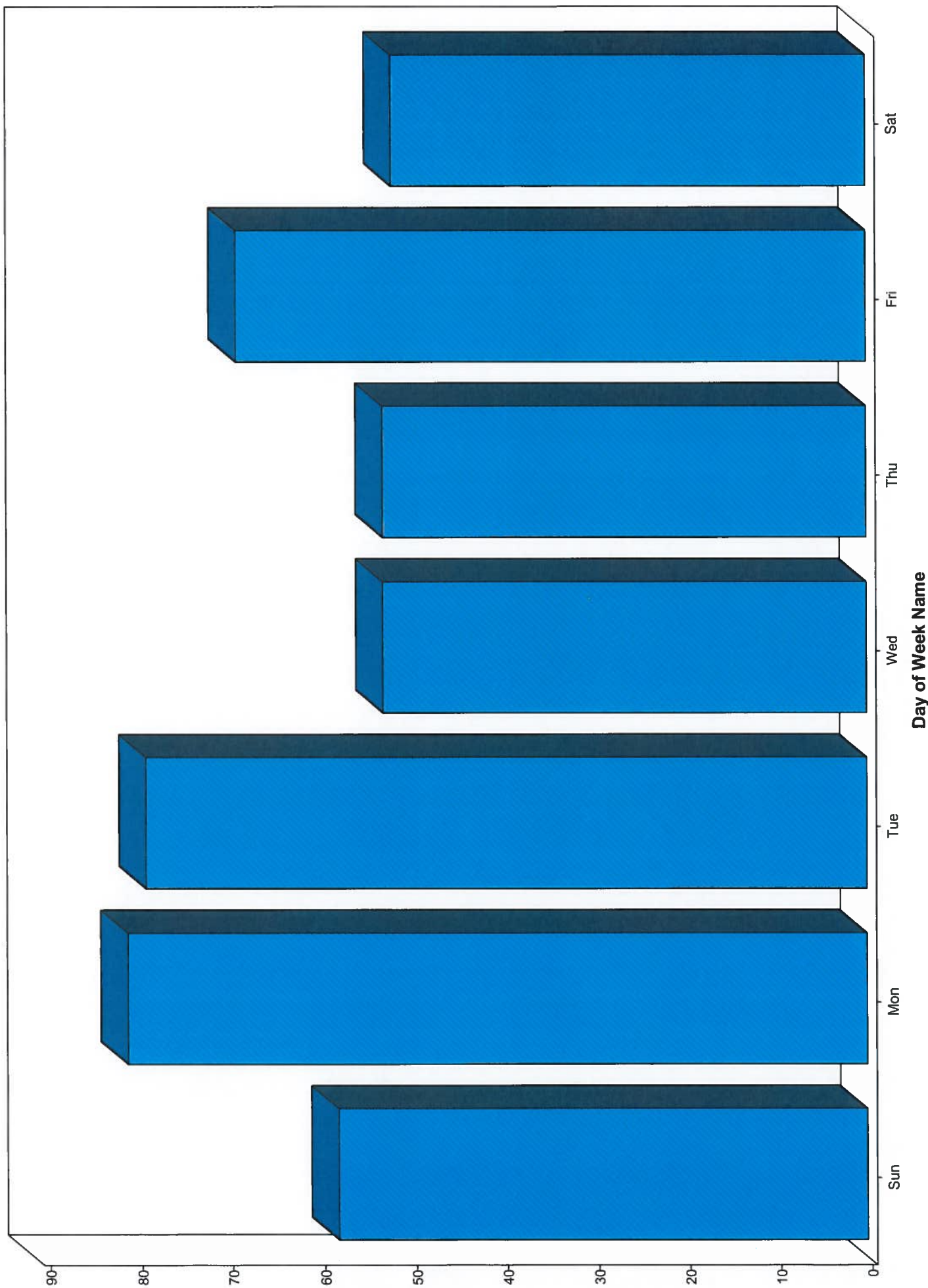
Calls by Response Area



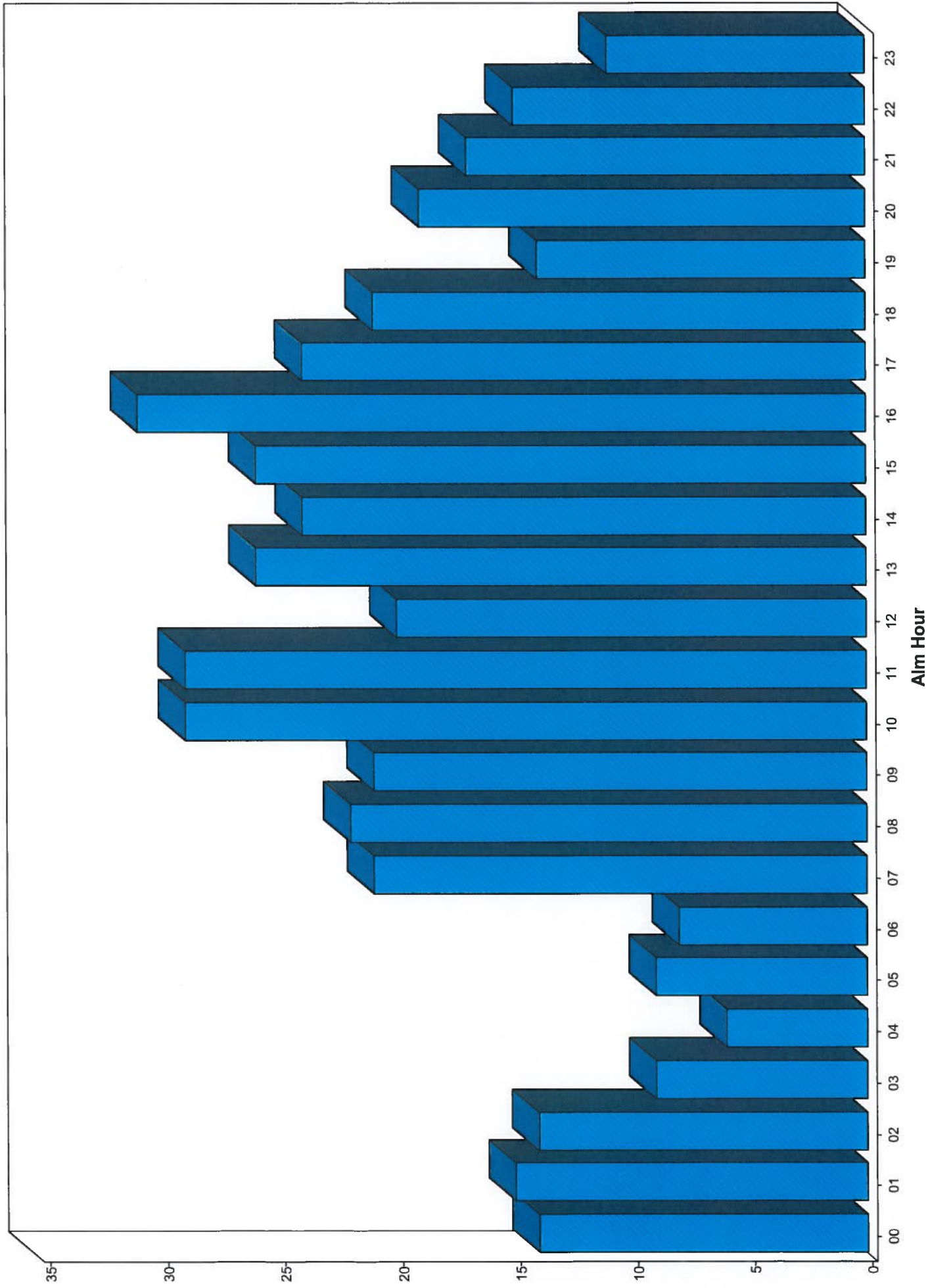
Incident Response by Fire Station



Incident Responses by Day of Week
Alarm Date Between {03/01/2015} And {03/31/2015}



Count of Incidents by Alarm Hour
Alarm Date Between {03/01/2015} And {03/31/2015}



DeKalb Fire Department

Departmental Activity Report

Current Period: 03/01/2015 to 03/31/2015, Prior Period: 03/01/2014 to 03/31/2014
00:00 to 23:59

Includes entries without a specific station/shift/unit

All Stations

All Shifts

All Units

All Activity Types

Category	Current Period		Prior Period	
	Count	Staff Hrs	Count	Staff Hrs
Departmental Events				
4 Off Locked Day	16	88,056.00	0	0.00
	16	88,056.00	0	0.00
Dispatch/Remote Station Incidents*				
EMS Incidents	0	0.00	0	0.00
NFIRS Incidents	0	0.00	0	0.00
	0	0.00	0	0.00
Fire Alarm Situations				
Accident, potential accident	1	8.35	0	0.00
Chemical release, reaction, or toxic	3	26.09	3	4.20
Citizen complaint	1	1.12	0	0.00
Combustible/flammable spills & leaks	9	27.15	7	12.94
Controlled burning	0	0.00	1	0.64
Cover assignment, standby at fire station,	1	3.98	1	9.94
Cultivated vegetation, crop fire	2	63.61	0	0.00
Dispatched and cancelled en route	4	1.88	4	0.96
Electrical wiring/equipment problem	8	17.10	7	29.54
Emergency medical service (EMS) Incident	319	670.78	299	606.41
Extrication, rescue	1	0.88	0	0.00
False alarm and false call, Other	0	0.00	6	12.35
Fire, Other	0	0.00	2	12.54
Good intent call, Other	0	0.00	4	6.99
Hazardous condition, Other	0	0.00	2	2.91
HazMat release investigation w/no HazMat	1	0.57	2	2.64
Malicious, mischievous false alarm	2	2.55	1	1.00
Natural vegetation fire	2	6.48	0	0.00
Outside rubbish fire	5	13.05	5	8.25
Overpressure rupture from air or gas (no	0	0.00	1	21.32
Public service assistance	21	14.34	6	8.58
Rescue or EMS standby	6	86.77	9	91.66
Smoke, odor problem	6	59.89	6	27.03
Special type of incident, other	0	0.00	1	8.80
Steam, Other gas mistaken for smoke	1	1.52	2	2.83

* Staff hours for Fire Alarm responses that have an associated EMS alarm record are considered shared hours. Shared hours are posted only with the EMS alarm responses to avoid duplication of staff hours in totals.

DeKalb Fire Department

Departmental Activity Report

Current Period: 03/01/2015 to 03/31/2015, Prior Period: 03/01/2014 to 03/31/2014
00:00 to 23:59

Includes entries without a specific station/shift/unit

All Stations

All Shifts

All Units

All Activity Types

Category	Current Period		Prior Period	
	Count	Staff Hrs	Count	Staff Hrs
Fire Alarm Situations				
Structure Fire	10	115.84	3	47.13
System or detector malfunction	11	21.48	14	16.08
Unauthorized burning	5	4.48	6	3.33
Unintentional system/detector operation	19	25.88	19	26.15
Water problem	1	3.48	1	1.44
Wrong location, no emergency found	5	2.92	1	0.58
	444	1,180.19	413	966.24
Hydrant Activities				
Flow Tests	0	0.00	0	0.00
Inspections	0	0.00	0	0.00
	0	0.00	0	0.00
Inspection Violations Corrected				
Address numbers.	1		0	
Clearance from ignition sources.	3		0	
Exit sign illumination.	6		0	
Extension cords.	3		1	
General requirements.	3		0	
General.	1		0	
International Fire Code 904.5.1	4		0	
Means of egress continuity.	2		0	
Multiplug adapters.	1		0	
Municipal Code 14.05B	1		0	
Municipal Code 24.09	1		0	
Municipal Code 24.10b	1		0	
Municipal Code 28.03	3		4	
National Fire Protection Association	3		0	
National Fire Protection Association 7.9.3	12		2	
NFPA 80 2-8.5.2	2		0	
NFPA 96 11-4.12 & .13	5		0	
NFPA 96 11.2.1	2		0	
Obstructions.	1		0	
PM 605.1	5		0	

* Staff hours for Fire Alarm responses that have an associated EMS alarm record are considered shared hours. Shared hours are posted only with the EMS alarm responses to avoid duplication of staff hours in totals.

DeKalb Fire Department
Departmental Activity Report

Current Period: 03/01/2015 to 03/31/2015, Prior Period: 03/01/2014 to 03/31/2014
 00:00 to 23:59

Includes entries without a specific station/shift/unit

All Stations
 All Shifts
 All Units
 All Activity Types

Category	Current Period		Prior Period	
	Count	Staff Hrs	Count	Staff Hrs
Inspection Violations Corrected				
Portable fire extinguishers for commercial	3		0	
Posting of occupant load.	1		0	
Property Maintenance 302.1	1		0	
Property Maintenance 304.13	2		1	
Property Maintenance 305.1	4		0	
Property Maintenance 504.1	3		0	
Property Maintenance 605.1	1		0	
Property Maintenance 703.2	1		0	
Securing compressed gas containers, Storage in buildings.	3		0	
Unapproved conditions.	1		19	
Where required.	2		0	
Working space and clearance.	3		0	
	86		27	
Inspection Violations Discovered				
Address numbers.	0		6	
Ceiling clearance.	1		0	
Clearance from ignition sources.	0		30	
Exit sign illumination.	1		24	
Extension cords.	4		48	
General requirements.	4		28	
Headroom.	0		8	
International Fire Code 1011.2 & 1011.1	0		5	
International Fire Code 605.6	1		0	
International Fire Code 904.5.1	0		13	
Labeling.	1		0	
MC 16.05 F	1		0	
MC 16.06	0		3	
MC 25	0		2	
Means of egress continuity.	4		22	
Multiplug adapters.	2		16	
Municipal Code 14.10	0		1	
Municipal Code 14.20b	1		3	
Municipal Code 26.02	1		23	

* Staff hours for Fire Alarm responses that have an associated EMS alarm record are considered shared hours. Shared hours are posted only with the EMS alarm responses to avoid duplication of staff hours in totals.

DeKalb Fire Department
Departmental Activity Report

Current Period: 03/01/2015 to 03/31/2015, Prior Period: 03/01/2014 to 03/31/2014
 00:00 to 23:59

Includes entries without a specific station/shift/unit

All Stations
 All Shifts
 All Units
 All Activity Types

Category	Current Period		Prior Period	
	Count	Staff Hrs	Count	Staff Hrs
Inspection Violations Discovered				
Municipal Code 28.03	3		22	
Municipal Code 29	0		6	
Municipal Code 43.03	0		2	
National Fire Protection Association	1		3	
National Fire Protection Association 7.9.3	10		77	
NFPA 80 2-8.5.2	0		6	
NFPA 96 11-4.12 & .13	4		12	
NFPA 96 11.2.1	2		23	
Obstructions.	3		18	
Office of State Fire Marshal	0		2	
Performance of system.	0		12	
PM 605.1	3		26	
Portable fire extinguishers for commercial	2		11	
Posting of occupant load.	0		54	
Property Maintenance 302.1	2		31	
Property Maintenance 304.13	1		22	
Property Maintenance 304.15	0		7	
Property Maintenance 304.2	1		23	
Property Maintenance 304.3	0		4	
Property Maintenance 305.1	3		77	
Property Maintenance 402.2	0		2	
Property Maintenance 504.1	1		61	
Property Maintenance 703.2	0		4	
Securing compressed gas containers,	1		41	
SMOKE DETECTOR.	1		0	
Storage in buildings.	0		18	
Storage.	3		4	
Unapproved conditions.	2		19	
Unobstructed and unobscured.	0		12	
Where required.	1		3	
Working space and clearance.	1		30	
	66		864	

Non-Incident Activities

Administration	1	2.00	9	8.50
----------------	---	------	---	------

* Staff hours for Fire Alarm responses that have an associated EMS alarm record are considered shared hours. Shared hours are posted only with the EMS alarm responses to avoid duplication of staff hours in totals.

DeKalb Fire Department

Departmental Activity Report

Current Period: 03/01/2015 to 03/31/2015, Prior Period: 03/01/2014 to 03/31/2014
00:00 to 23:59

Includes entries without a specific station/shift/unit

All Stations

All Shifts

All Units

All Activity Types

Category	Current Period		Prior Period	
	Count	Staff Hrs	Count	Staff Hrs
Non-Incident Activities				
Bereavement	2	48.00	0	0.00
Buildings and Grounds	17	20.00	3	2.00
Communications Activities	8	7.27	1	0.25
Community Event	4	2.00	0	0.00
Convocation Center Events	3	28.25	10	54.00
Equipment Preperation	8	31.75	0	0.00
Excused	0	0.00	2	48.00
Fill-in	41	356.00	49	448.67
Fire Investigation	2	4.00	4	8.00
Illness - Family	14	188.00	11	218.67
Illness - Self	10	199.25	12	267.75
Inspection Activities	32	768.00	100	806.36
Kelly Day	86	2,064.00	90	2,160.00
MEETING	14	12.25	0	0.00
Off Duty Injury	4	96.00	6	144.00
On Duty	477	11,266.15	485	11,575.58
Physical	1	0.50	15	48.00
Pub Ed Event	0	0.00	4	8.00
Public Education	0	0.00	6	7.00
Public Safety Announcement	1	2.00	0	0.00
Restricted Duty - Light Duty	1	2.00	6	144.00
Trade Kelly Off	5	120.00	0	0.00
Trade Kelly On	5	120.00	0	0.00
Trade Time Off	39	819.00	38	862.00
Trade Time On	42	832.00	41	884.75
Vacation	130	3,120.00	127	3,000.00
Vehicle Maintenance	24	41.50	24	54.50
Work Comp	18	432.00	11	253.25
	989	20,581.92	1,054	21,003.28

Occupancy Inspections/Activities

Inspection - Final Occupancy	3	4.58	0	0.00
INSPECTION - License - Fire and Safety	56	6.27	65	104.34
INSPECTION - License - Rooming House	4	2.43	0	0.00
REFERRAL/COMPLAINT - Fire FLS Checklist	1	0.81	0	0.00

* Staff hours for Fire Alarm responses that have an associated EMS alarm record are considered shared hours. Shared hours are posted only with the EMS alarm responses to avoid duplication of staff hours in totals.

DeKalb Fire Department

Departmental Activity Report

Current Period: 03/01/2015 to 03/31/2015, Prior Period: 03/01/2014 to 03/31/2014

00:00 to 23:59

Includes entries without a specific station/shift/unit

All Stations

All Shifts

All Units

All Activity Types

Category	Current Period		Prior Period	
	Count	Staff Hrs	Count	Staff Hrs
Occupancy Inspections/Activities				
Test - Alarm System	1	0.75	0	0.00
Test - Ansul System	1	1.00	0	0.00
	<u>66</u>	<u>15.84</u>	<u>65</u>	<u>104.34</u>
Testing/Maintenance of Equipment				
Light/Bulb Replacement	0	0.00	2	1.25
Oil Change	0	0.00	2	20.00
On Call Chief	0	0.00	21	264.00
Safety Lane	0	0.00	1	0.50
Tune Up	0	0.00	1	0.00
	<u>0</u>	<u>0.00</u>	<u>27</u>	<u>285.75</u>
Training				
ADMINISTRATION	1	1.00	0	0.00
APPARATUS CHECKS	371	378.60	344	300.89
Building Tour/Familiarization	30	21.75	7	7.00
Emergency Medical Services	114	240.75	89	189.00
Fire Inspector 1	0	0.00	1	80.00
Fire Investigation	4	4.00	1	0.50
FIRE TRAINING	173	248.84	73	109.25
FIREFIGHTER 2	0	0.00	4	4.00
HAZARDOUS MATERIALS	76	193.00	64	168.25
LADDER AND PUMP OPERATIONS	10	98.00	9	20.50
MAP TRAINING	0	0.00	17	14.50
NON-EMERGENCY DRIVING	178	171.02	133	128.95
ORGANIZATION	1	1.00	21	19.55
PERSONAL PROTECTIVE EQUIPMENT INSPECTION	24	12.80	14	7.00
PHYSICAL FITNESS TRAINING	157	224.27	156	218.70
PRE-PLANNING	4	4.00	4	4.50
PUMP OPERATIONS ON ENGINES	12	19.50	2	1.00
QUICK DRILL	6	10.00	0	0.00
SCBA INSPECTION	344	170.43	369	239.71
TECHNICAL RESCUE	6	10.50	26	53.50
	<u>1,511</u>	<u>1,809.46</u>	<u>1,334</u>	<u>1,566.80</u>

* Staff hours for Fire Alarm responses that have an associated EMS alarm record are considered shared hours. Shared hours are posted only with the EMS alarm responses to avoid duplication of staff hours in totals.